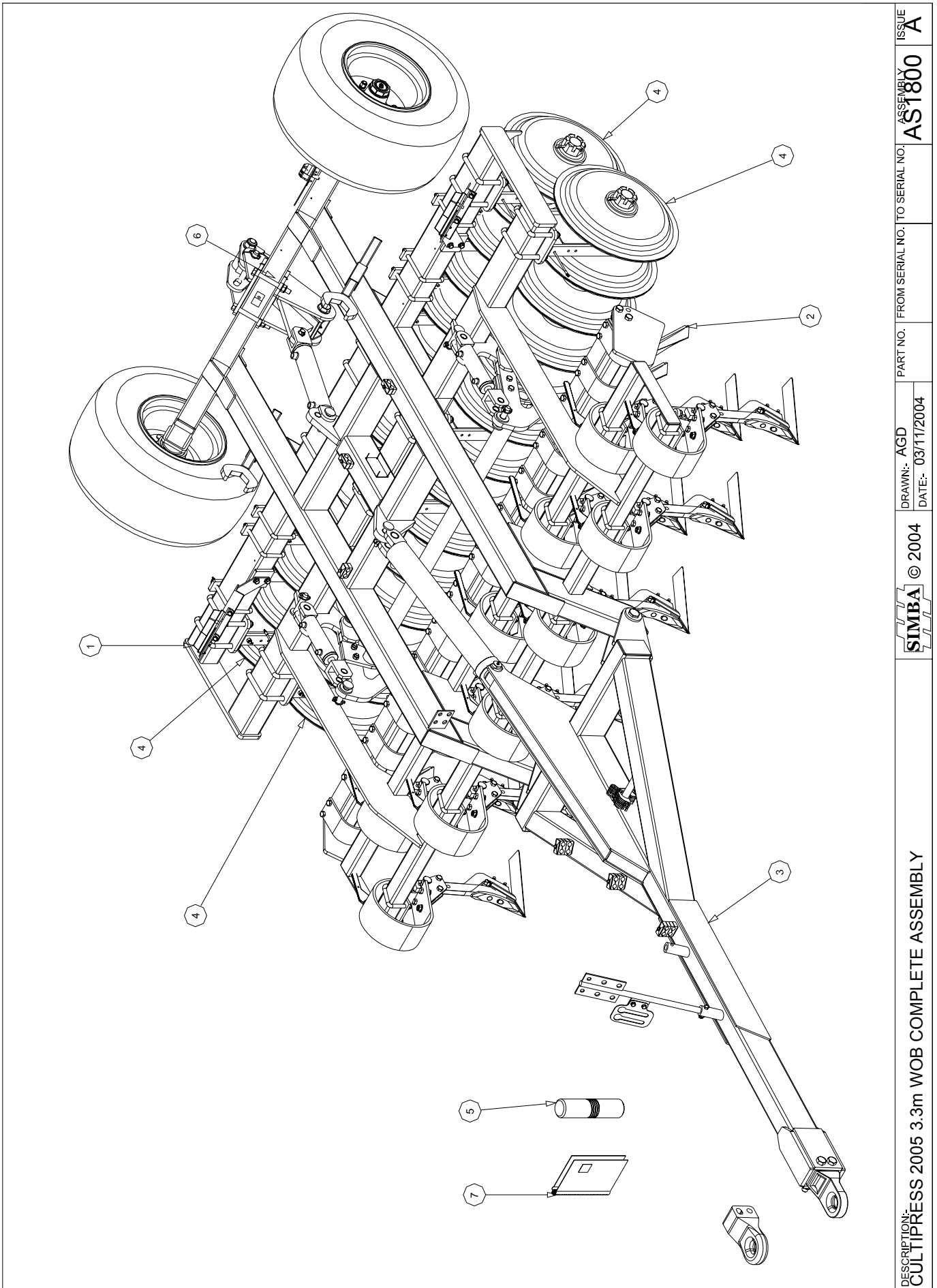


7. Parts & Assembly

Table of contents

General Assembly	38	Double Disc Roll	108
3.3m Rigid Machine	38	Double Disc Pillar Assembly	108
4m Rigid Machine	40	Double Disc Axle Assembly 5 Rings ..	110
4.6m Folding Machine	42	Double Disc Axle Assembly 7 Rings ..	112
5.5m Folding Machine	44	Double Disc Axle Assembly 8 Rings ..	114
6.6m Folding Machine	46	Double Disc Axle Assembly 9 Rings ..	116
Rigid Machine Drawbar Assembly	48	Hydraulics	118
Folding Machine Drawbar Assembly	50	Rigid Machine Lift Circuit	118
3.3m Mainframe Assembly	52	Rigid Machine Optional Lift Circuit	120
4m Mainframe Assembly	54	Rigid Machine Levelling Board Circuit	122
4.6m Mainframe Assembly	56	Folding Machine Lift Circuit	124
5.5m Mainframe Assembly	58	Folding Machine Wing Circuit.....	126
6.6m Mainframe Assembly	58	Folding Machine Optional Lift Circuit ..	128
6 Stud Hub Assembly	60	Folding Machine Optional Wing Circuit	130
Wings / Tines	62	Folding Machine Lev. Board Circuit	132
4.6m LH Wing Assembly	62		
4.6m RH Wing Assembly	64		
5.5m LH Wing Assembly	66		
5.5m RH Wing Assembly	68		
6.6m LH Wing Assembly	70		
6.6m RH Wing Assembly	72		
Pro-Active Tine Assembly	74		
4.6m Wing Carrier Assembly	76		
5.5+6.6m Wing Carrier Assembly	78		
4.6m LH Wing Assembly (Complete)	80		
4.6m RH Wing Assembly (Complete) ...	82		
5.5m LH Wing Assembly (Complete)	84		
5.5m RH Wing Assembly (Complete) ...	86		
6.6m LH Wing Assembly (Complete)	88		
6.6m RH Wing Assembly (Complete) ...	90		
Levelling Boards	92		
3.3m Levelling Board Assembly	92		
4m Levelling Board Assembly	94		
4.6m Levelling Board Assembly RH	96		
4.6m Levelling Board Assembly LH	98		
5.5m Levelling Board Assembly LH	100		
5.5m Levelling Board Assembly RH	102		
6.6m Levelling Board Assembly LH	104		
6.6m Levelling Board Assembly RH	106		



DESCRIPTION:
CULTIPRESS 2005 3.3m WOB COMPLETE ASSEMBLY


SIMBA © 2004

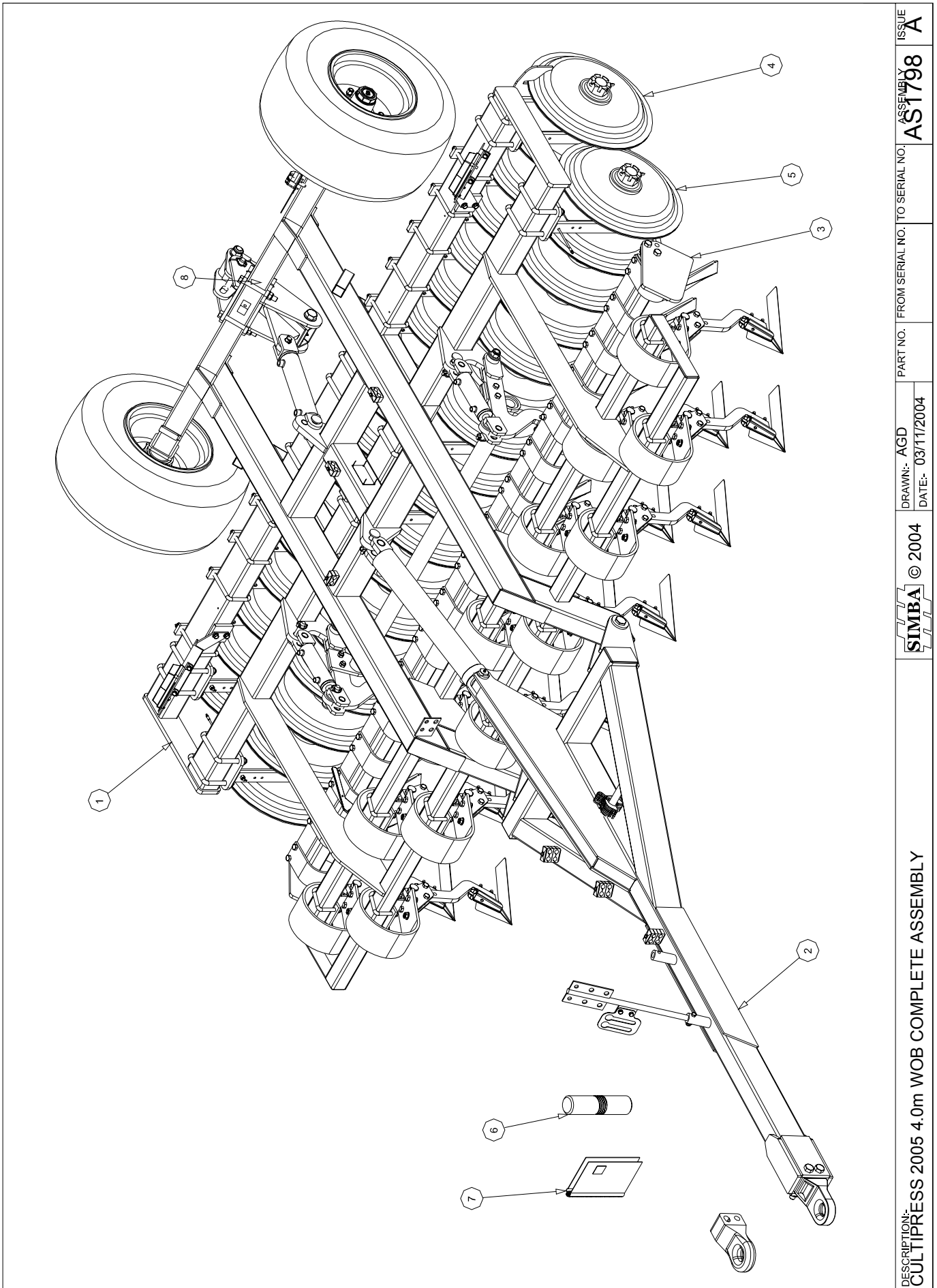
DRAWN:- AGD
DATE:- 03/11/2004

PART NO. FROM SERIAL NO. TO SERIAL NO.

ASSEMBLY
AS1800

ISSUE
A

AS1800		CULTIPRESS 2005 3.3m WOB COMPLETE ASSEMBLY		
ITEM	PART NO	DESCRIPTION	QTY	COMMENTS
1	AS1799	3.3m WOB MAIN FRAME	1	
2	AS1802	3.3m WOB LEVELLING BOARD	1	
3	AS1803	CULTIPRESS 2004 WOB DRAWBAR	1	
4	AS0642	AXLE ASSEMBLY - DD600 7 RINGS	4	
5	P13013	MANUAL CASE	1	
6	AS1249	WOB CULTIPRESS REAR DRAWBAR	1	
7	P13114	MANUAL - CULTIPRESS 2005	1	
8				
9				
10				
11				
12				
13				
14				
15				
16				
17				
18				
19				
20				
21				
22				
23				
24				
25				
26				
27				
28				
29				
30				
31				
32				
33				
34				
35				
36				
37				
38				
39				
40				
41				
42				
43				
44				
45				
46				
47				
48				
49				
50				



DESCRIPTION:
CULTIPRESS 2005 4.0m WOB COMPLETE ASSEMBLY


SIMBA © 2004

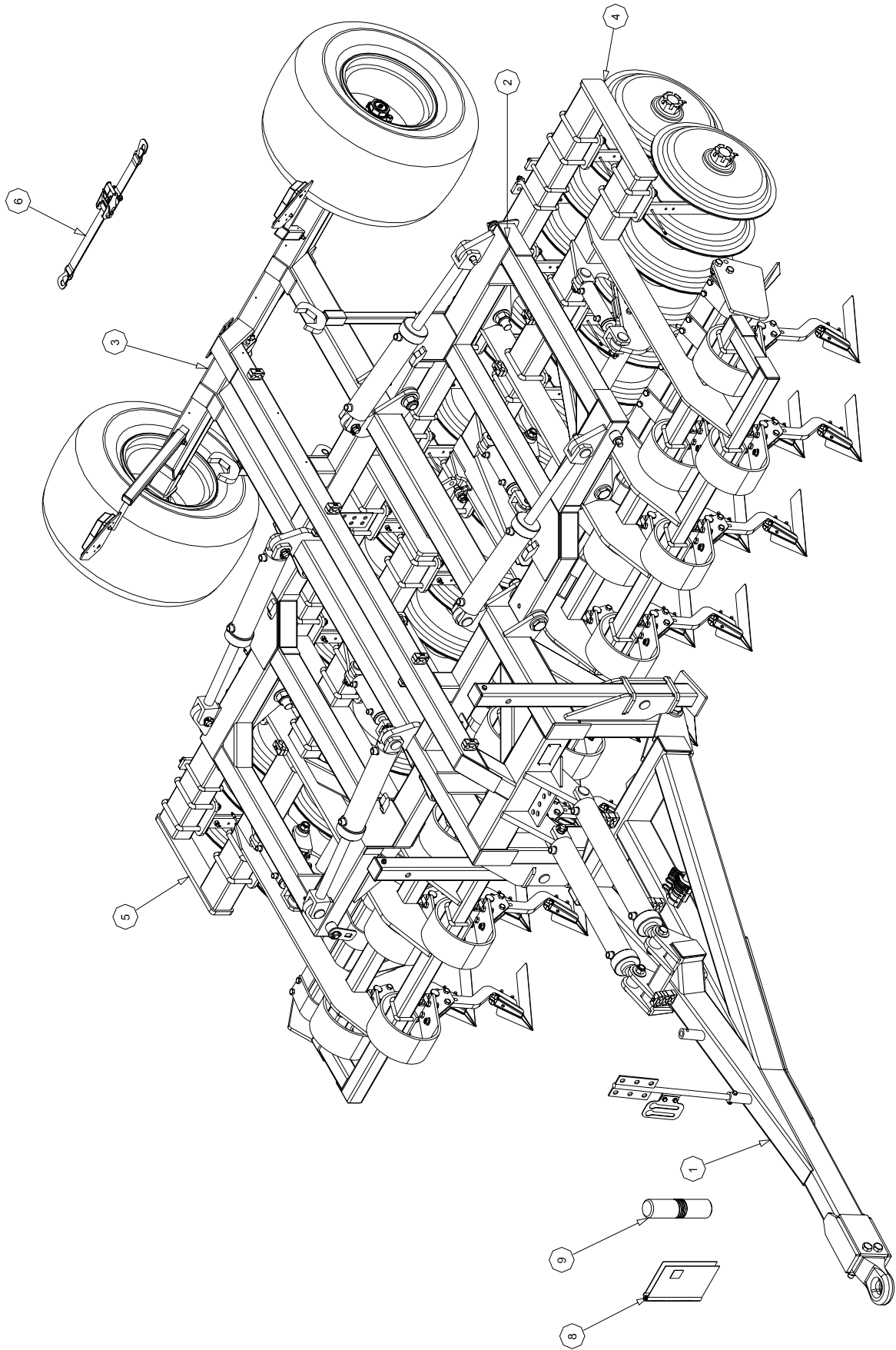
DRAWN:- AGD
DATE:- 03/11/2004

PART NO. FROM SERIAL NO. TO SERIAL NO.

AS1798

ISSUE
A

AS1798		CULTIPRESS 2005 4.0m WOB COMPLETE ASSEMBLY		
ITEM	PART NO	DESCRIPTION	QTY	COMMENTS
1	AS1797	4.0m WOB MAIN FRAME	1	
2	AS1803	CULTIPRESS 2004 WOB DRAWBAR	1	
3	AS1801	4.0m WOB LEVELLING BOARD	1	
4	AS0773	AXLE ASSEMBLY - DD600 9 RINGS	2	
5	AS0684	AXLE ASSEMBLY - DD600 8 RINGS	2	
6	P13013	MANUAL CASE	1	
7	P13114	MANUAL - CULTIPRESS 2005	1	
8	AS1249	WOB CULTIPRESS REAR DRAWBAR	1	
9				
10				
11				
12				
13				
14				
15				
16				
17				
18				
19				
20				
21				
22				
23				
24				
25				
26				
27				
28				
29				
30				
31				
32				
33				
34				
35				
36				
37				
38				
39				
40				
41				
42				
43				
44				
45				
46				
47				
48				
49				
50				



DESCRIPTION:-
CULTIPRESS 2005 4.6 FAW FULL ASSEMBLY PROACTIVE TINE




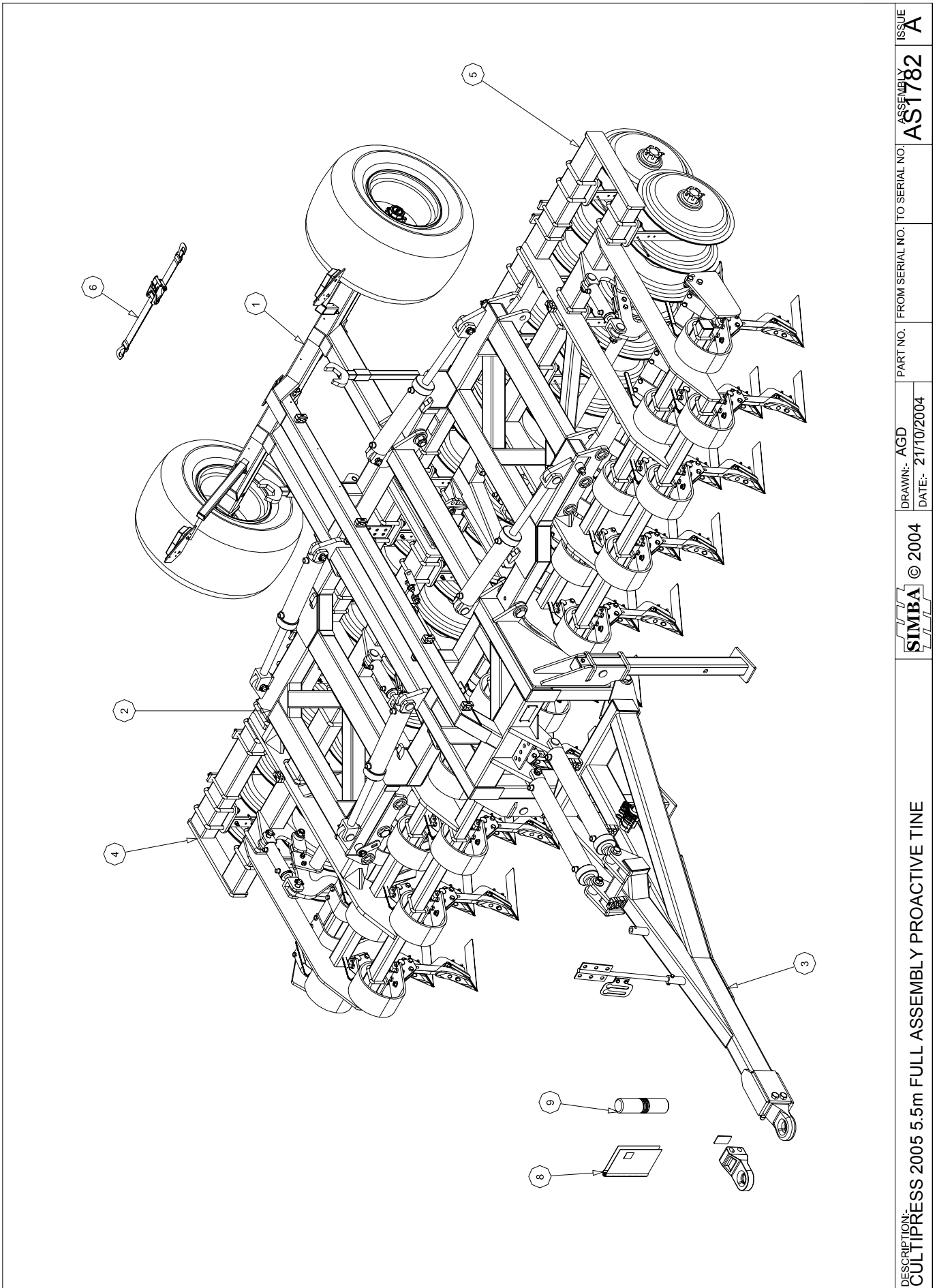
DRAWN:- AGD
DATE:- 13/10/2004

PART NO. FROM SERIAL NO. TO SERIAL NO.

ASSEMBLY
AS1776

ISSUE
A

AS1776		CULTIPRESS 2005 4.6m ASSEMBLY PROACTIVE TINE		
ITEM	PART NO	DESCRIPTION	QTY	COMMENTS
1	AS1751	DRAWBAR ASSEMBLY	1	
2	AS1752	WING CARRIER ASSEMBLY	2	
3	AS1777	4.6m CHASSIS ASSEMBLY 2005	1	
4	AS1780	LH ASSEMBLY PRO ACTIVE TINE	1	
5	AS1781	RH ASSEMBLY PROACTIVE TINE	1	
6	P05361	RATCHET STRAP	1	
7	P13013	MANUAL CASE	1	
8	P13114	MANUAL - CULTIPRESS 2005	1	
9				
10				
11				
12				
13				
14				
15				
16				
17				
18				
19				
20				
21				
22				
23				
24				
25				
26				
27				
28				
29				
30				
31				
32				
33				
34				
35				
36				
37				
38				
39				
40				
41				
42				
43				
44				
45				
46				
47				
48				
49				
50				



DESCRIPTION:
CULTIPRESS 2005 5.5m FULL ASSEMBLY PROACTIVE TINE


SIMBA © 2004

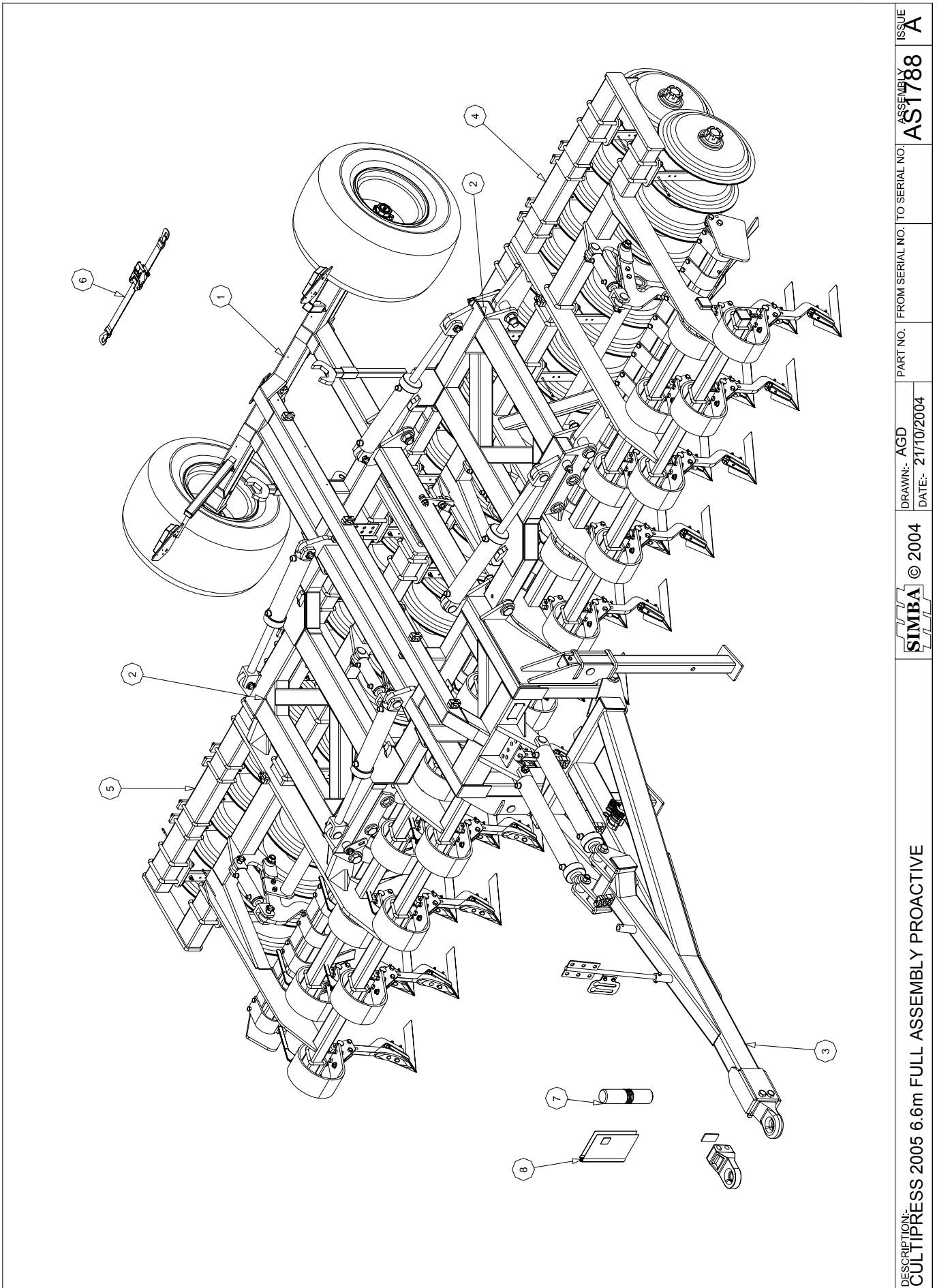
DRAWN:- AGD
DATE:- 21/10/2004

PART NO. | FROM SERIAL NO. | TO SERIAL NO.

ASSEMBLY
AS1782

ISSUE
A

AS1782		CULTIPRESS 2005 5.5m FULL ASSEMBLY PROACTIVE TINE		
ITEM	PART NO	DESCRIPTION	QTY	COMMENTS
1	AS1783	5.5m+6.6m CHASSIS ASSEMBLY	1	
2	AS1753	CULTIPRESS 5.5+6.6 WING CARRIER	2	
3	AS1751	F/W CULTIPRESS DRAWBAR	1	
4	AS1787	5.5m RH FULL ASSEMBLY PROACTIVE	1	
5	AS1786	5.5m LH FULL ASSEMBLY PROACTIVE	1	
6	P05361	RATCHET STRAP	1	
7	P13013	MANUAL CASE	1	
8	P13114	MANUAL - CULTIPRESS 2005	1	
9				
10				
11				
12				
13				
14				
15				
16				
17				
18				
19				
20				
21				
22				
23				
24				
25				
26				
27				
28				
29				
30				
31				
32				
33				
34				
35				
36				
37				
38				
39				
40				
41				
42				
43				
44				
45				
46				
47				
48				
49				
50				



DESCRIPTION:
CULTIPRESS 2005 6.6m FULL ASSEMBLY PROACTIVE


SIMBA © 2004

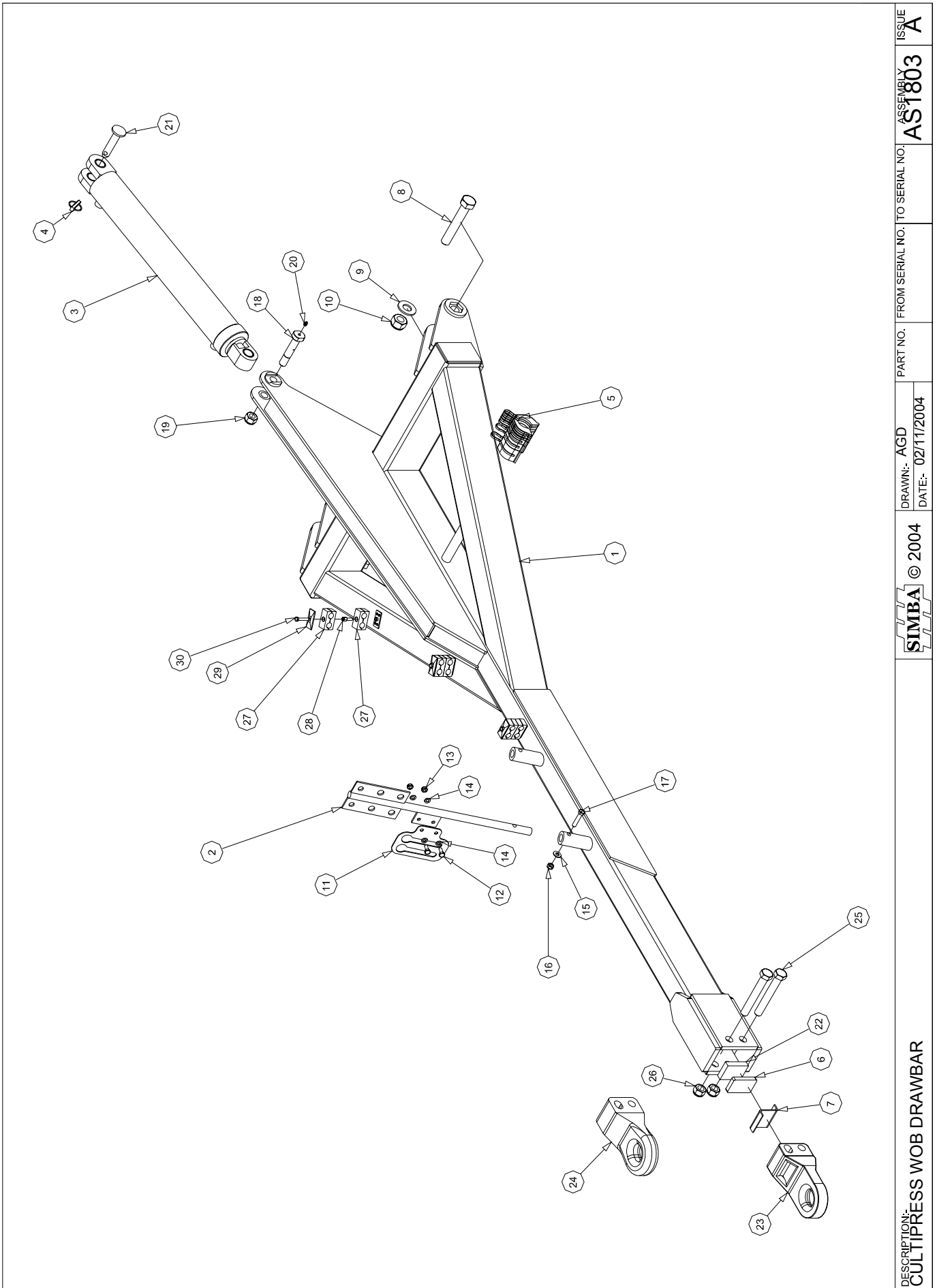
DRAWN:- AGD
DATE:- 21/10/2004

PART NO. FROM SERIAL NO. TO SERIAL NO.

AS1788

ISSUE
A

AS1788		CULTIPRESS 2005 6.6m FULL ASSEMBLY PROACTIVE		
ITEM	PART NO	DESCRIPTION	QTY	COMMENTS
1	AS1783	2005 5.5+6.6m CHASSIS ASSEMBLY	1	
2	AS1753	CULTIPRESS 5.5+6.6 WING CARRIER	2	
3	AS1751	CULTIPRESS DRAWBAR ASSEMBLY	1	
4	AS1792	6.6 LH FULL ASSEMBLY PROACTIVE	1	
5	AS1791	6.6 RH FULL ASSEMBLY PROACTIVE	1	
6	P05361	RATCHET STRAP	1	
7	P13013	MANUAL CASE	1	
8	P13114	MANUAL - CULTIPRESS 2005	1	
9				
10				
11				
12				
13				
14				
15				
16				
17				
18				
19				
20				
21				
22				
23				
24				
25				
26				
27				
28				
29				
30				
31				
32				
33				
34				
35				
36				
37				
38				
39				
40				
41				
42				
43				
44				
45				
46				
47				
48				
49				
50				



DESCRIPTION:
CULTIPRESS WEB DRAWBAR


SIMBA © 2004

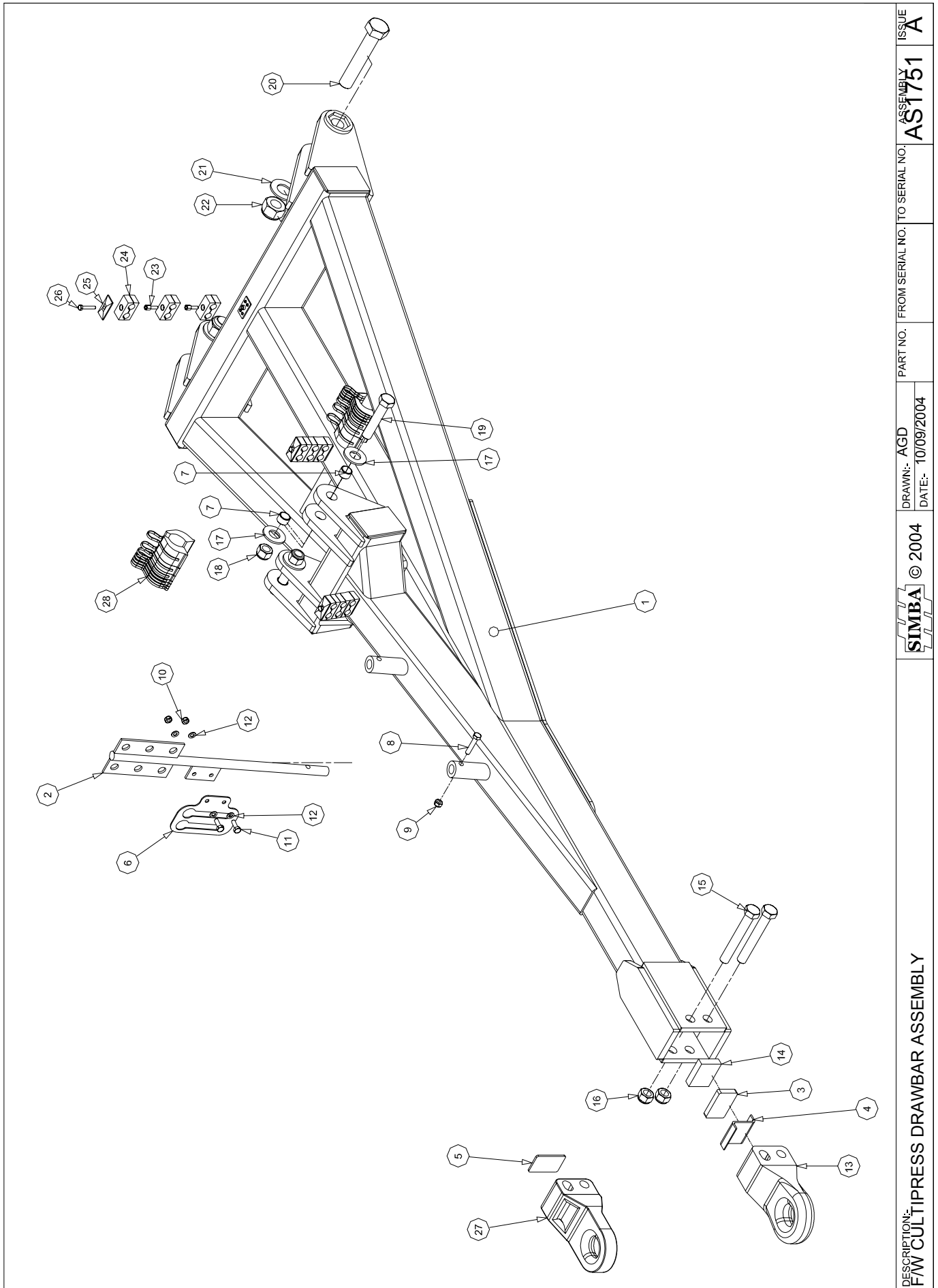
DRAWN:- AGD
DATE:- 02/11/2004

PART NO. | FROM SERIAL NO. | TO SERIAL NO.

ASSEMBLY
AS1803

ISSUE
A

AS1803		CULTIPRESS WOB DRAWBAR ASSEMBLY		
ITEM	PART NO	DESCRIPTION	QTY	COMMENTS
1	P09236	CULTIPRESS WOB DRAWBAR	1	
2	P09521	HOSE MAST WOB CULTIPRESS	1	
3	P04756	CYLINDER - Ø100x637 - 60	1	
4	P02484	LYNCH PIN CAT 2	1	
5	P08802	SHIM KIT 7 PIECE	1	
6	P10174	15mm SHIM	1	
7	P10176	POLYURETHANE BLOCK RETAINER	1	
8	P00036	BOLT M30x180 GR. 8.8	2	
9	P03763	WASHER FLAT M30	2	
10	P02011	NUT LOCK M30	2	
11	P09092	HOSE STOWAGE PLATE	1	
12	P06651	BOLT M10x25 GR. 8.8	2	
13	P05534	NUT LOCK M10	2	
14	P02600	WASHER FLAT M10	4	
15	P02601	WASHER FLAT M12	1	
16	P02007	NUT LOCK M12	1	
17	P03088	BOLT M12x60 GR. 8.8	1	
18	P09075	BOLT M24x125 GRS	1	
19	P02010	NUT LOCK M24	1	
20	P00071	NIPPLE - GREASE	1	
21	P01274	PIN Ø25x115	1	
22	P10173	POLYURETHANE BLOCK	1	
23	P10138	HITCH CAT4 - SLOTTED	1	
24	P10575	HITCH CAT4 - SLOTTED	1	
25	P08548	BOLT 1" UNFx7" GR. V	2	
26	P02012	NUT LOCK 1"	2	
27	P09112	CLAMP ½" BSP PAIR	6	
28	P10049	BOLT M8x25 STAUFF STACK	3	
29	P09113	CLAMP - TOP PLATE	3	
30	P10278	BOLT M8x45 GR. 8.8	3	
31				
32				
33				
34				
35				
36				
37				
38				
39				
40				
41				
42				
43				
44				
45				
46				
47				
48				
49				
50				



DESCRIPTION:
FW CULTIPRESS DRAWBAR ASSEMBLY


SIMBA © 2004

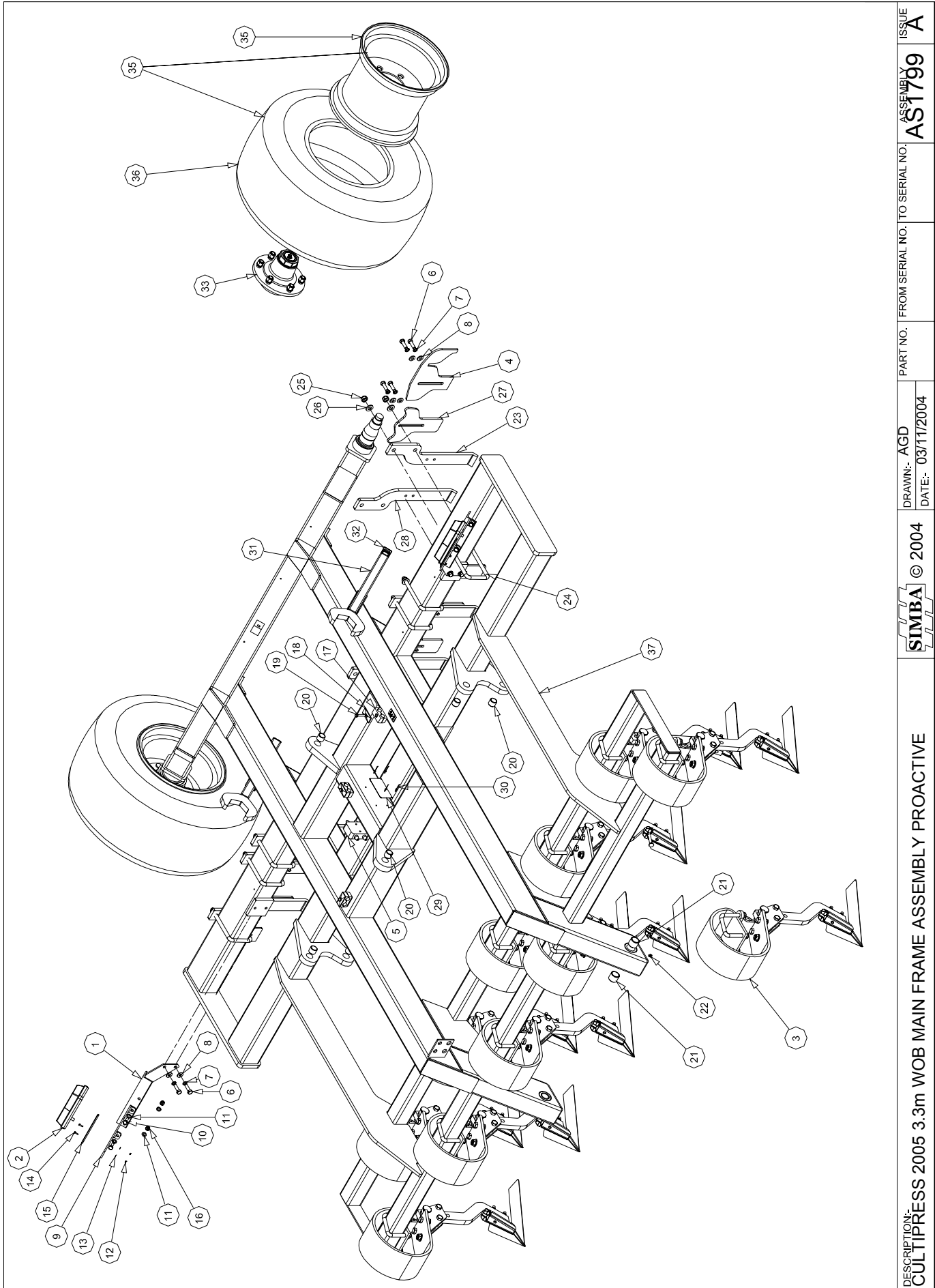
DRAWN:- AGD
DATE:- 10/09/2004

PART NO. FROM SERIAL NO. TO SERIAL NO.

ASSEMBLY
AS1751

ISSUE
A

AS1751		F/W CULTIPRESS DRAWBAR ASSEMBLY		
ITEM	PART NO	DESCRIPTION	QTY	COMMENTS
1	P09235	CULTIPRESS 2004 F/W DRAWBAR	1	
2	P09252	HOSE MAST	1	
3	P10174	15mm SHIM	1	
4	P10176	POLYURETHANE BLOCK RETAINER	1	
5	P10175	5mm SHIM	1	
6	P09092	HOSE STOWAGE PLATE	1	
7	P04126	BUSH SPRUNG - Ø32xØ26x20	4	
8	P03088	BOLT M12x60 GR. 8.8	1	
9	P02007	NUT LOCK M12	1	
10	P05534	NUT LOCK M10	2	
11	P12690	BOLT M10x30 GR. 8.8	2	
12	P02600	WASHER FLAT M10	4	
13	P10575	HITCH CAT4 - SLOTTED	1	
14	P10173	POLYURETHANE BLOCK	1	
15	P08548	BOLT 1" UNFx7" GR. V	2	
16	P02012	NUT LOCK 1"	2	
17	P03763	WASHER FLAT M30	4	
18	P05492	NUT LOCK 1" UNF	2	
19	P05567	BOLT 1" UNFx5" GR. V	2	
20	P00036	BOLT M36x200 GR. 8.8	2	
21	P02609	M36 FLAT WASHER	2	
22	P02012	NUT LOCK M36	2	
23	P10049	BOLT M8x25 STAUFF STACK	6	
24	P09112	CLAMP ½" BSP PAIR	9	
25	P09113	CLAMP - TOP PLATE	3	
26	P10278	BOLT M8x45 GR. 8.8	3	
27	P10138	HITCH CAT4 - SLOTTED	1	
28	P08802	SHIM KIT 7 PIECE	2	
29	P09050	SHIM - BLUE 7mm	2	
30	P09051	SHIM - RED 10mm	2	
31	P09052	SHIM - YELLOW 20mm	1	
32	P09053	SHIM - BLACK 29mm	1	
33	P09054	SHIM - SILVER 51mm	1	
34				
35				
36				
37				
38				
39				
40				
41				
42				
43				
44				
45				
46				
47				
48				
49				
50				



DESCRIPTION:
CULTIPRESS 2005 3.3m WOB MAIN FRAME ASSEMBLY PROACTIVE


SIMBA © 2004

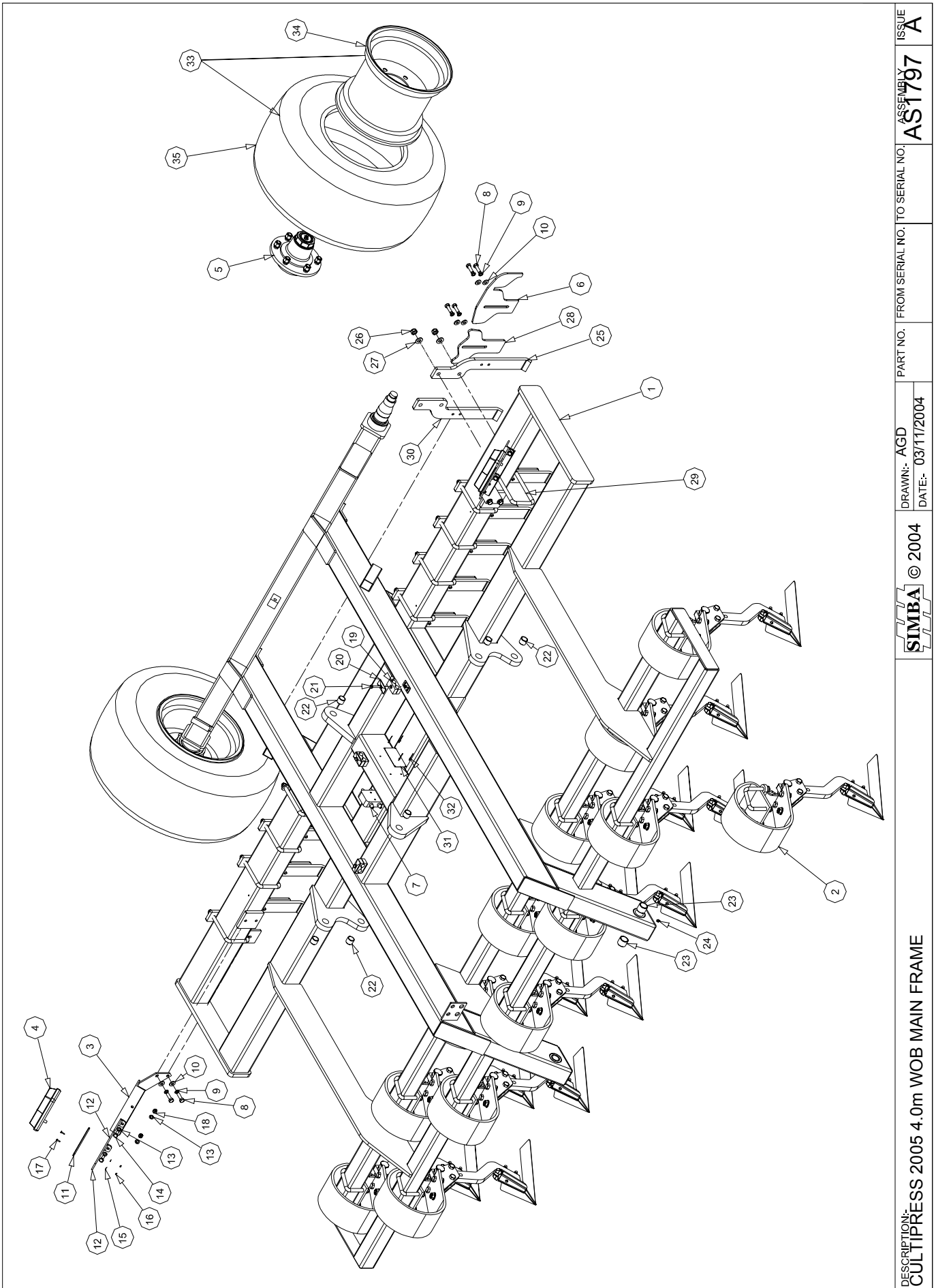
DRAWN:- AGD
DATE:- 03/11/2004

PART NO. FROM SERIAL NO. TO SERIAL NO.

ASSEMBLY
AS1799

ISSUE
A

AS1799		CULTIPRESS 2005 3.3m WOB ASSEMBLY PROACTIVE		
ITEM	PART NO	DESCRIPTION	QTY	COMMENTS
1	P08198	WOB CULTIPRESS LIGHT MTG	2	
2	P05797	LIGHT UNIT	2	
3	AS1216	PROACTIVE TINE ASSEMBLY	11	
4	P10029	SCRAPER 1 1/2	4	
5	P05820	JUNCTION BOX	1	
6	P00003	BOLT M12x40 GR. 8.8	28	
7	P02037	WASHER SPRING M12	28	
8	P02601	WASHER FLAT M12	28	
9	P05800	LIGHT PLATE	2	
10	P12690	BOLT M10x30 GR. 8.8	4	
11	P02600	WASHER FLAT M10	8	
12	P06401	NUT PLAIN M4	4	
13	P06402	WASHER FLAT M4	4	
14	P06400	BOLT M4x15 GR. 8.8	4	
15	P05796	REFLECTOR - RED	2	
16	P05534	NUT LOCK M10	4	
17	P09112	CLAMP 1/2" BSP PAIR	3	
18	P09113	CLAMP - TOP PLATE	3	
19	P10278	BOLT M8x45 GR. 8.8	3	
20	P07916	BUSH SPRUNG - Ø32xØ26x25	6	
21	P01646	BUSH SPRUNG - Ø40xØ32x32	4	
22	P00071	NIPPLE - GREASE	2	
23	P09559	SCRAPER STEM RH	3	
24	P06802	BOLT U M16 GR8.8 190x117	8	
25	P02008	NUT LOCK M16	16	
26	P02602	WASHER FLAT M16	16	
27	P09558	SCRAPER PLATE	8	
28	P09560	SCRAPER STEM LH	5	
29	P05122	SERIAL PLATE	1	
30	P13092	RIVET Ø3x10x Ø6 HEAD	4	
31	P04233	SPANNER - M60	2	
32	P07543	PLASTIC END CAP 40x40	2	
33	P13033	HUB ASSEMBLY 6 STUD COMPLETE	2	
34	P04128	WHEEL ASSY 400/60x15.5 6 STUD	2	
35	P04412	RIM 400/60 - 6 STUD	1	
36	P04413	TYRE 400/60-15.5 14PLY	1	
37	P12988	CULTIPRESS 2004 3.3m WOB PROACTIVI	1	
38				
39				
40				
41				
42				
43				
44				
45				
46				
47				
48				
49				
50				



DESCRIPTION:
CULTIPRESS 2005 4.0m WOB MAIN FRAME




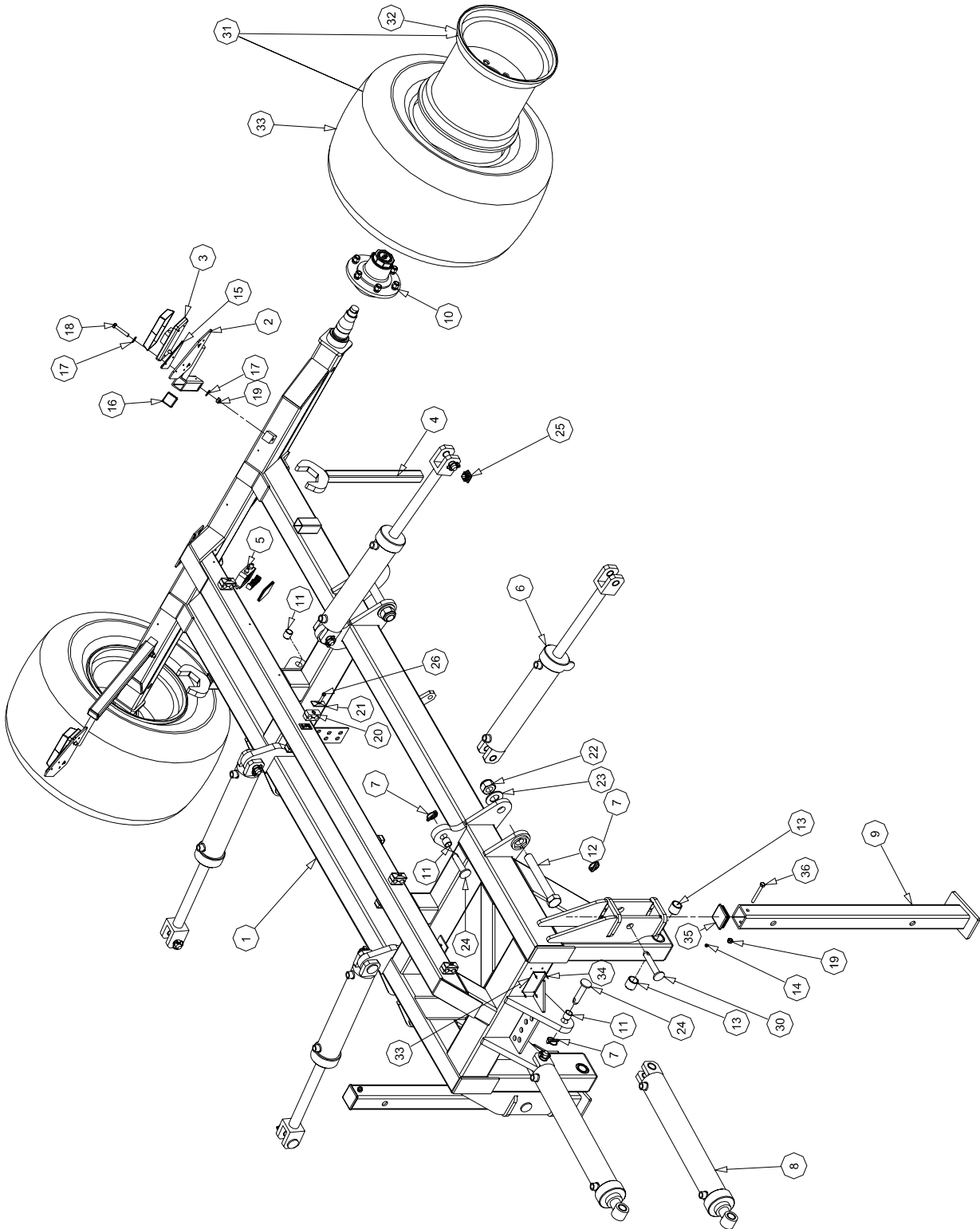
DRAWN:- AGD
DATE:- 03/11/2004

PART NO. FROM SERIAL NO. TO SERIAL NO.


ASSEMBLY
AS1797

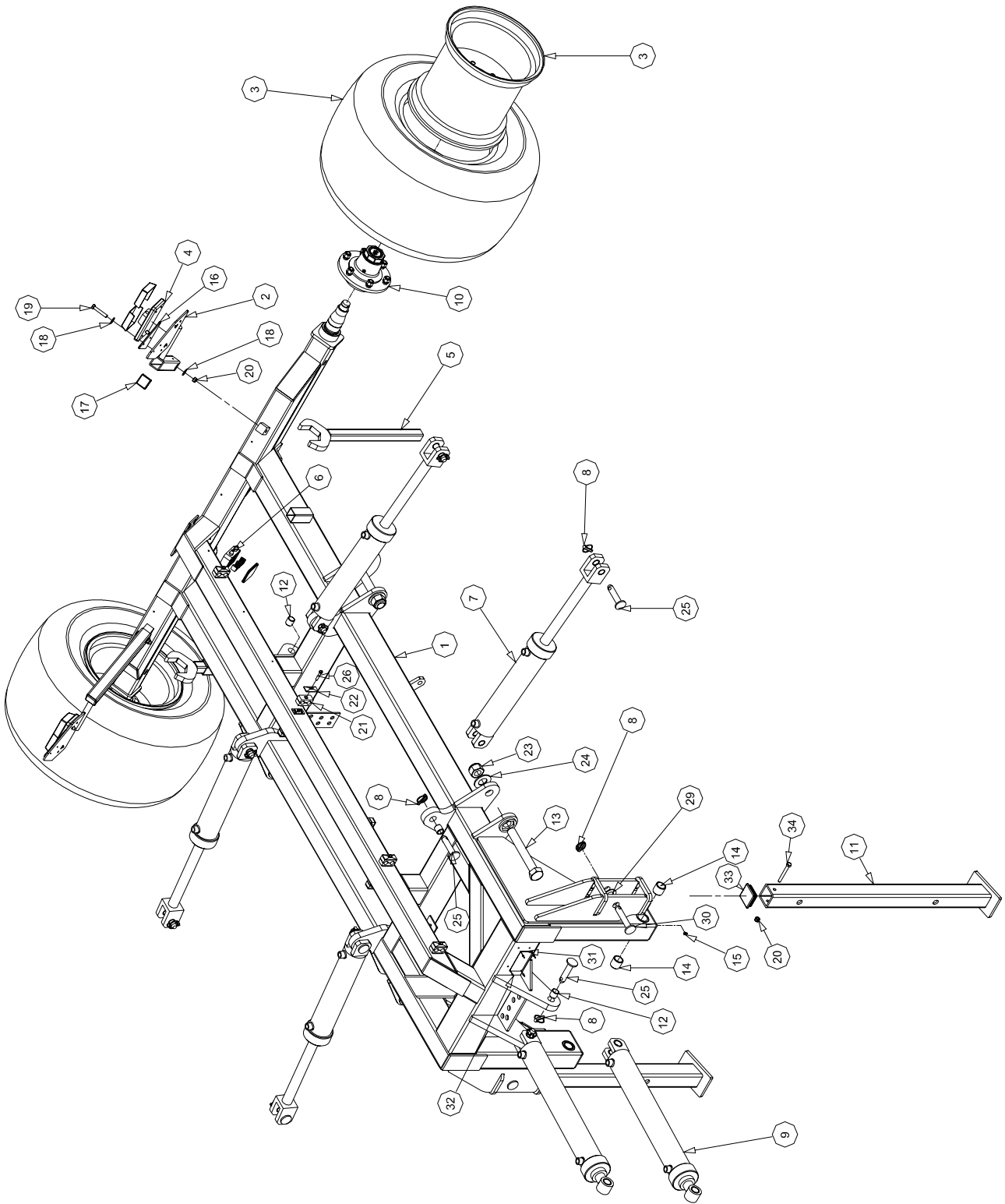
ISSUE
A

AS1797		CULTIPRESS 2005 4.0m WOB ASSEMBLY PROACTIVE		
ITEM	PART NO	DESCRIPTION	QTY	COMMENTS
1	P12850	4.0m WOB MAIN FRAME PROACTIVE	1	
2	AS1216	PROACTIVE TINE ASSEMBLY	13	
3	P08198	WOB CULTIPRESS LIGHT MTG	2	
4	P05797	LIGHT UNIT	2	
5	P13033	HUB ASSEMBLY 6 STUD COMPLETE	2	
6	P10029	SCRAPER 1 1/2	4	
7	P05820	JUNCTION BOX	1	
8	P00003	BOLT M12x40 GR. 8.8	34	
9	P02037	WASHER SPRING M12	34	
10	P02601	WASHER FLAT M12	34	
11	P05796	REFLECTOR - RED	2	
12	P05800	LIGHT PLATE	2	
13	P02600	WASHER FLAT M10	8	
14	P12690	BOLT M10x30 GR. 8.8	4	
15	P06402	WASHER FLAT M4	4	
16	P06401	NUT PLAIN M4	4	
17	P06400	BOLT M4x15 GR. 8.8	4	
18	P05534	NUT LOCK M10	4	
19	P09112	CLAMP 1/2" BSP PAIR	3	
20	P09113	CLAMP - TOP PLATE	3	
21	P10278	BOLT M8x45 GR. 8.8	3	
22	P07916	BUSH SPRUNG - Ø32xØ26x25	6	
23	P01646	BUSH SPRUNG - Ø40xØ32x32	4	
24	P00071	NIPPLE - GREASE	2	
25	P09560	SCRAPER STEM LH	8	
26	P02008	NUT LOCK M16	22	
27	P02602	WASHER FLAT M16	22	
28	P09558	SCRAPER PLATE	11	
29	P06802	BOLT U M16 GR8.8 190x117	11	
30	P09559	SCRAPER STEM RH	3	
31	P05122	SERIAL PLATE	1	
32	P13092	RIVET Ø3x10x Ø6 HEAD	4	
33	P04128	WHEEL ASSY 400/60x15.5 6 STUD	2	
34	P04412	RIM 400/60 - 6 STUD	1	
35	P04413	TYRE 400/60-15.5 14PLY	1	
36				
37				
38				
39				
40				
41				
42				
43				
44				
45				
46				
47				
48				
49				
50				



ISSUE	ASSEMBLY	PART NO.	FROM SERIAL NO.	TO SERIAL NO.	DRAWN:- AGD	DATE:- 10/09/2004	© 2004	DESCRIPTION: 4.6m CHASSIS ASSEMBLY 2005	AS1777	A
-------	----------	----------	-----------------	---------------	-------------	-------------------	--------	--	--------	---

AS1777		CULTIPRESS 2005 4.6m CHASSIS ASSEMBLY PROACTIVE		
ITEM	PART NO	DESCRIPTION	QTY	COMMENTS
1	P13052	CULTIPRESS 2005 4.6m F/W CHASSIS	1	
2	P07768	LIGHT MOUNTING BRACKET	2	
3	P05797	LIGHT UNIT	2	
4	P04233	SPANNER - M60	2	
5	P05820	JUNCTION BOX	1	
6	P00164	CYLINDER - Ø3¾"x400 - 45	4	
7	P02484	LYNCH PIN CAT 2	12	
8	P02759	CYLINDER - Ø3¾"x600 - 45	2	
9	P13068	CULTIPRESS PARKING STAND 2005	2	
10	P13033	HUB ASSEMBLY 6 STUD COMPLETE	2	
11	P01645	BUSH SPRUNG - Ø32xØ26x32	7	
12	P00378	BOLT M36x260 GR. 8.8	4	
13	P01647	BUSH SPRUNG - Ø45xØ36x40	4	
14	P00071	NIPPLE - GREASE	2	
15	P05796	REFLECTOR - RED	2	
16	P07544	PLASTIC END CAP 50x50	2	
17	P02601	WASHER FLAT M12	4	
18	P03090	BOLT M12x70 GR. 8.8	2	
19	P02007	NUT LOCK M12	4	
20	P09112	CLAMP ½" BSP PAIR	7	
21	P09113	CLAMP - TOP PLATE	7	
22	P02012	NUT LOCK M36	4	
23	P02609	M36 FLAT WASHER	4	
24	P01274	PIN Ø25x115	10	
25	P07543	PLASTIC END CAP 40x40	2	
26	P10278	BOLT M8x45 GR. 8.8	6	
27	P01054	PIN Ø25x140	2	
28	P03788	WHEEL ASSEMBLY - 500/50	2	
29	P07979	WHEEL RIM 500/50 - 6 STUD	1	
30	P09169	TYRE 500/50-15	1	
31	P05122	SERIAL PLATE	1	
32	P13092	RIVET Ø3x10x Ø6 HEAD	4	
33	P07546	PLASTIC END CAP 80x80	2	
34	P01281	BOLT M12x100 GR. 8.8	2	
35				
36				
37				
38				
39				
40				
41				
42				
43				
44				
45				
46				
47				
48				
49				
50				



DESCRIPTION:
CULTIPRESS 2005 5.5+6.6m CHASSIS ASSEMBLY


SIMBA © 2004

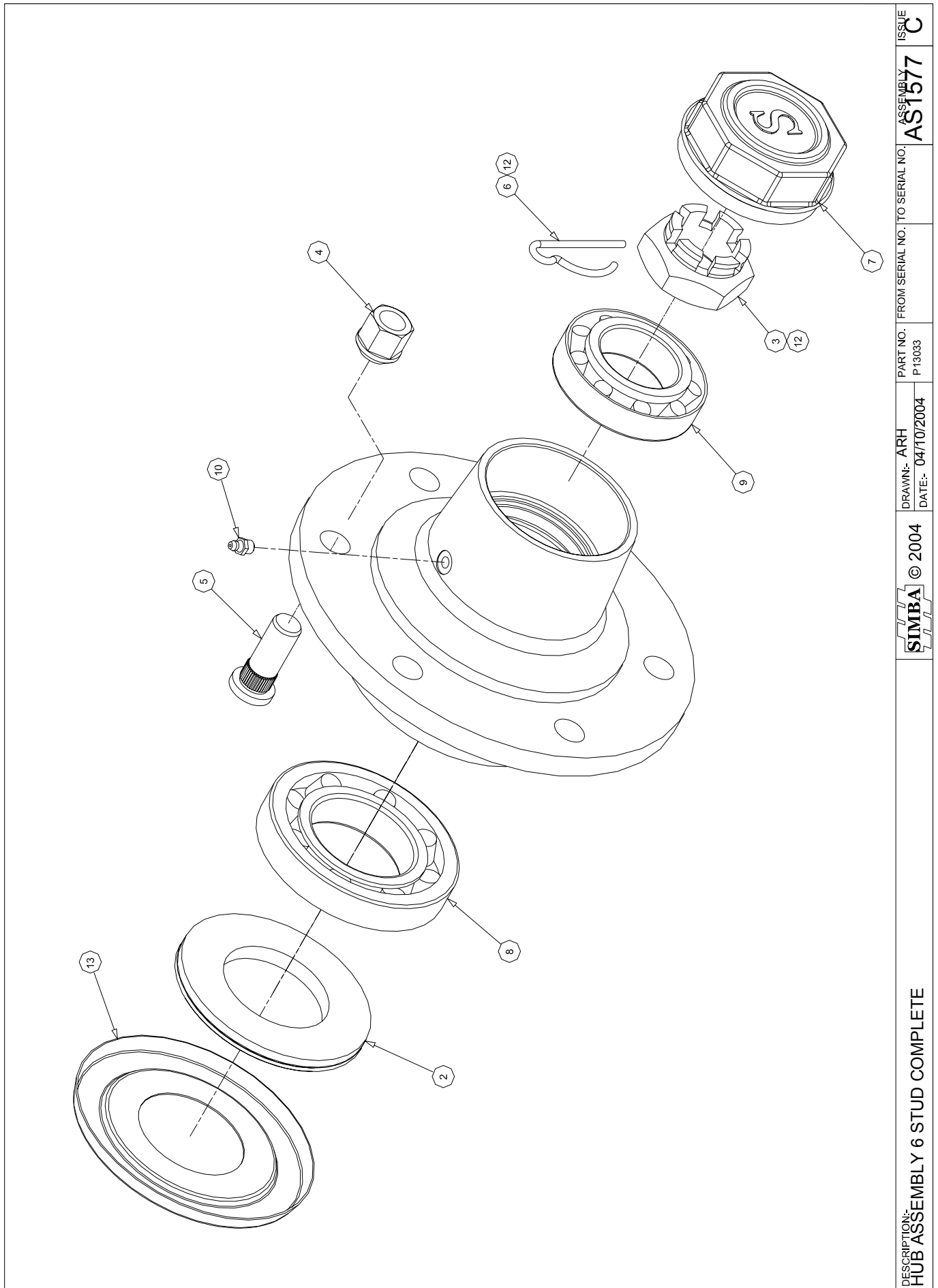
DRAWN:- AGD
DATE:- 10/09/2004

PART NO. FROM SERIAL NO. TO SERIAL NO.

ASSEMBLY
AS1783

ISSUE
A

AS1783		CULTIPRESS 2005 5.5m & 6.6m CHASSIS ASSEMBLY		
ITEM	PART NO	DESCRIPTION	QTY	COMMENTS
1	P13058	CULTIPRESS 2005 5.5+6.6m F/W CHASSIS	1	
2	P07768	LIGHT MOUNTING BRACKET	2	
3	P03788	WHEEL ASSEMBLY - 500/50	2	
4	P05797	LIGHT UNIT	2	
5	P04233	SPANNER - M60	2	
6	P05820	JUNCTION BOX	1	
7	P00164	CYLINDER - Ø3¾"x400 - 45	4	
8	P02484	LYNCH PIN CAT 2	12	
9	P02759	CYLINDER - Ø3¾"x600 - 45	2	
10	P13033	HUB ASSEMBLY 6 STUD COMPLETE	2	
11	P13068	CULTIPRESS PARKING STAND 2005	2	
12	P01645	BUSH SPRUNG - Ø32xØ26x32	7	
13	P00378	BOLT M36x260 GR. 8.8	4	
14	P01647	BUSH SPRUNG - Ø45xØ36x40	4	
15	P00071	NIPPLE - GREASE	2	
16	P05796	REFLECTOR - RED	2	
17	P07544	PLASTIC END CAP 50x50	2	
18	P02601	WASHER FLAT M12	4	
19	P03090	BOLT M12x70 GR. 8.8	2	
20	P02007	NUT LOCK M12	4	
21	P09112	CLAMP ½" BSP PAIR	8	
22	P09113	CLAMP - TOP PLATE	8	
23	P02012	NUT LOCK M36	4	
24	P02609	M36 FLAT WASHER	4	
25	P01274	PIN Ø25x115	10	
26	P10278	BOLT M8x45 GR. 8.8	8	
27	P02608	WASHER FLAT M30	1	
28	P01054	PIN Ø25x140	2	
29	P05122	SERIAL PLATE	1	
30	P13092	RIVET Ø3x10x Ø6 HEAD	4	
31	P07546	PLASTIC END CAP 80x80	2	
32	P01281	BOLT M12x100 GR. 8.8	2	
33				
34				
35				
36				
37				
38				
39				
40				
41				
42				
43				
44				
45				
46				
47				
48				
49				
50				



DESCRIPTION:
HUB ASSEMBLY 6 STUD COMPLETE

SIMBA © 2004


DRAWN: ARH
DATE: 04/10/2004

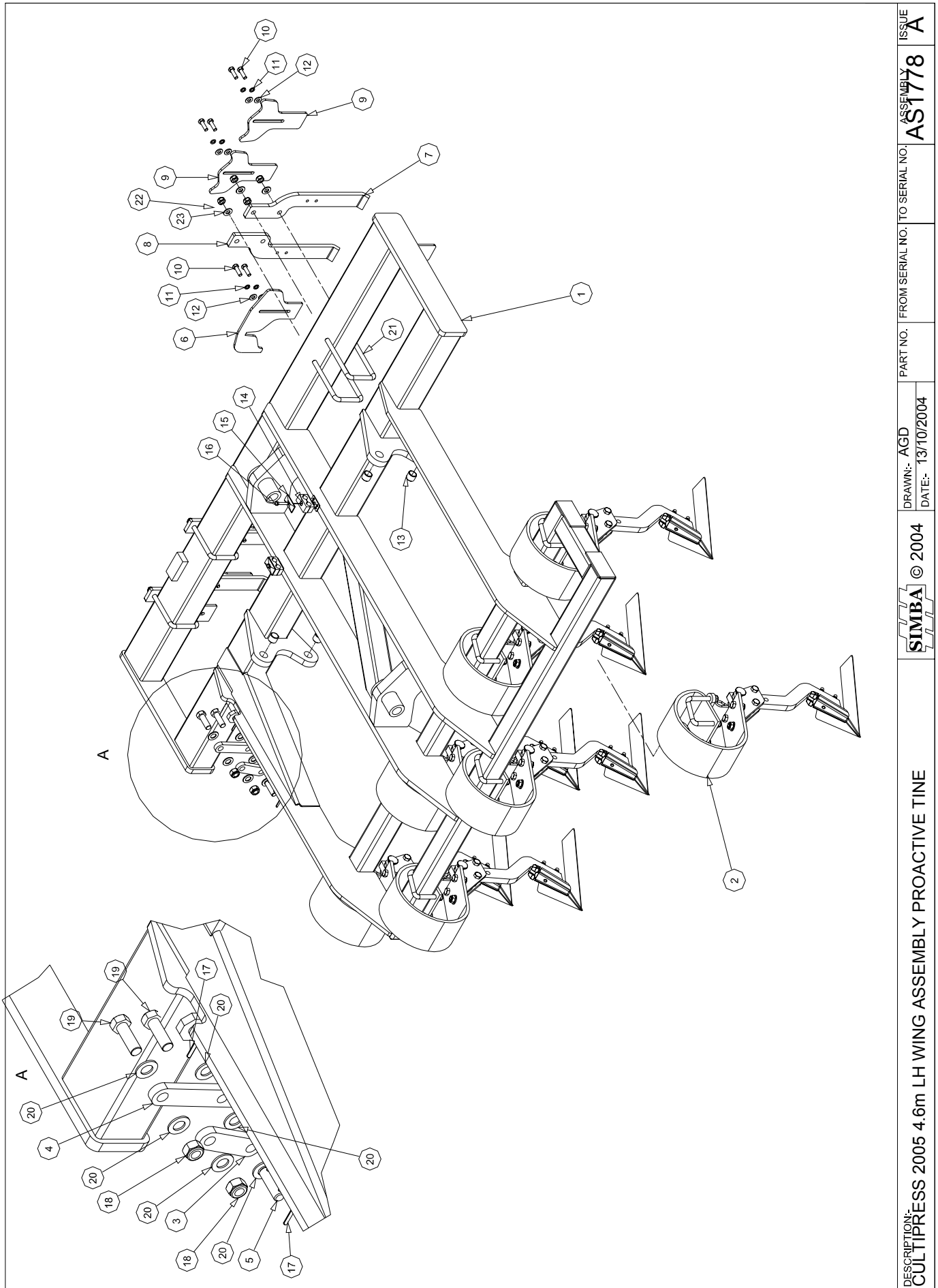
PART NO.
P13033

FROM SERIAL NO. TO SERIAL NO.

ASSEMBLY
AS1577

ISSUE
C

AS1577		HUB ASSEMBLY 6 STUD COMPLETE			
ITEM	PART NO	DESCRIPTION	QTY	COMMENTS	
1	P13034	HUB 6 STUD	1		
2	P13037	GREASE SEAL Ø120xØ67	1		
3	P13041	NUT CASTLE M39x1.5	1	KIT PART ONLY SEE ITEM 12	
4	P13044	WHEEL NUT M18x1.5	6		
5	P13043	WHEEL STUD M18x1.5x50 10.9	6		
6	P13040	SPRING CLIP Ø4x67	1	KIT PART ONLY SEE ITEM 12	
7	P13042	DUST CAP 6 STUD	1		
8	P13036	BEARING 30213 Ø120xØ65	1		
9	P13039	BEARING 32210 Ø90xØ50	1		
10	P12900	GREASE NIPPLE M8	1		
11	P13033	HUB ASSEMBLY 6 STUD COMPLETE	1	ITEM 1 - 10	
12	P13189	HUB NUT AND LOCK CLIP	1	KIT ITEMS 3 + 6	
13	P13325	SEAL SHIELD Ø150xØ67	1		
14					
15					
16					
17					
18					
19					
20					
21					
22					
23					
24					
25					
26					
27					
28					
29					
30					
31					
32					
33					
34					
35					
36					
37					
38					
39					
40					
41					
42					
43					
44					
45					
46					
47					
48					
49					
50					



DESCRIPTION: CULTIPRESS 2005 4.6m LH WING ASSEMBLY PROACTIVE TINE


SIMBA © 2004

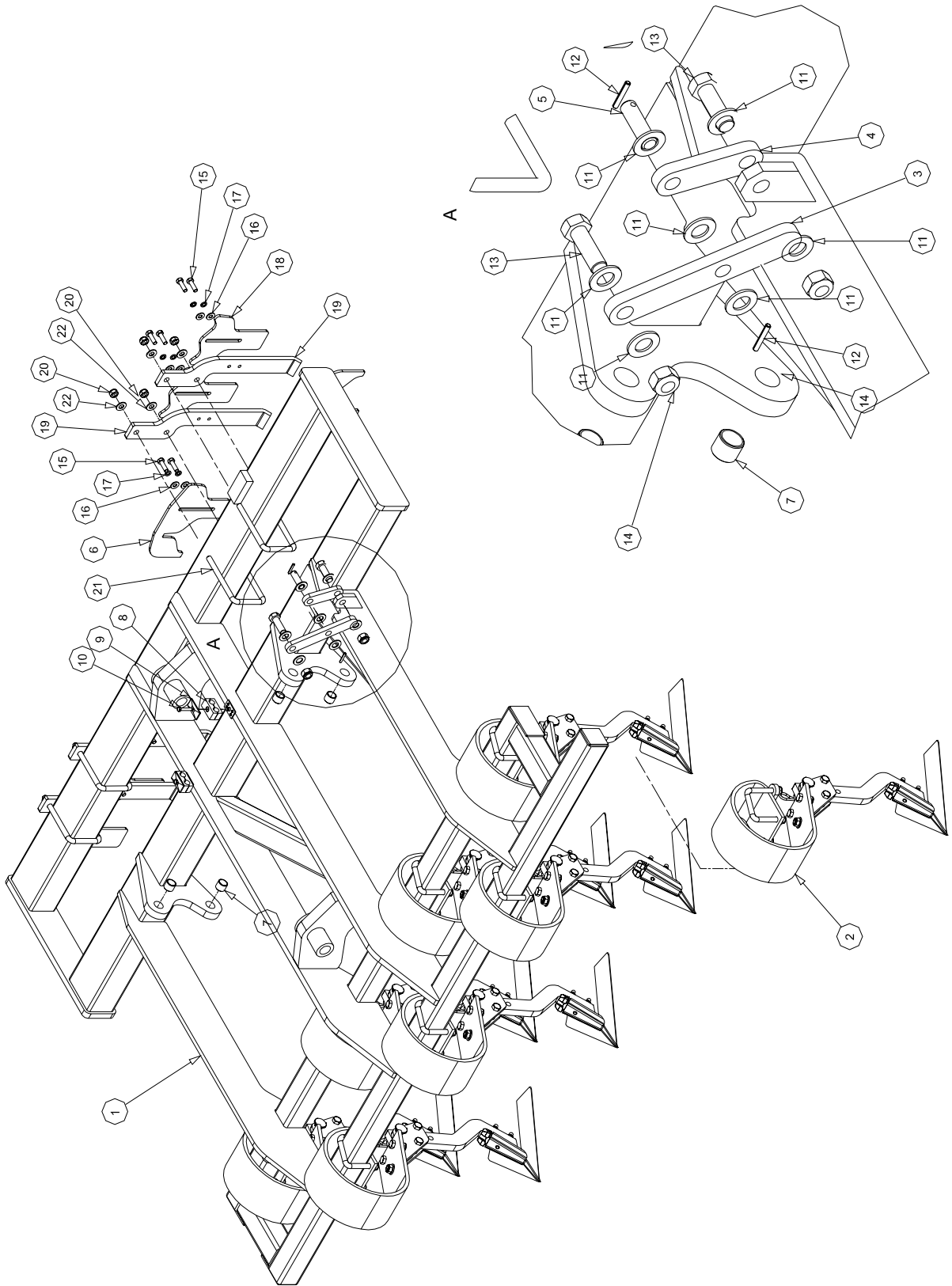
DRAWN: AGD
DATE: 13/10/2004

PART NO. FROM SERIAL NO. TO SERIAL NO.

ASSEMBLY AS1778

ISSUE A

AS1778		CULTIPRESS 2005 4.6m LH WING ASSEMBLY PROACTIVE		
ITEM	PART NO	DESCRIPTION	QTY	COMMENTS
1	P13060	WING UNIT LH 4.6m PRO ACTIVE	1	
2	AS1216	PROACTIVE TINE ASSEMBLY	7	
3	P07744	TIE STRAP SHORT	1	
4	P07745	TIE STRAP - LONG	1	
5	P07746	WING FOLD STRAP PIN	1	
6	P10029	SCRAPER 1 1/2	3	
7	P09560	SCRAPER STEM LH	2	
8	P09559	SCRAPER STEM RH	2	
9	P09558	SCRAPER PLATE	5	
10	P00003	BOLT M12x40 GR. 8.8	16	
11	P02037	WASHER SPRING M12	16	
12	P02601	WASHER FLAT M12	16	
13	P07916	BUSH SPRUNG - Ø32xØ26x25	4	
14	P09112	CLAMP ½" BSP PAIR	2	
15	P09113	CLAMP - TOP PLATE	2	
16	P10278	BOLT M8x45 GR. 8.8	2	
17	P05208	ROLL PIN Ø1¼x1 5/8"	2	
18	P02009	NUT LOCK M20	2	
19	P03115	BOLT M20x60 GR. 8.8	2	
20	P02603	WASHER FLAT M20	7	
21	P06802	BOLT U M16 GR8.8 190x117	4	
22	P02008	NUT LOCK M16	8	
23	P02602	WASHER FLAT M16	8	
24				
25				
26				
27				
28				
29				
30				
31				
32				
33				
34				
35				
36				
37				
38				
39				
40				
41				
42				
43				
44				
45				
46				
47				
48				
49				
50				



DESCRIPTION: CULTI PRESS 2005 4.6m RH WING ASSEMBLY PROACTIVE TINE


SIMBA © 2004

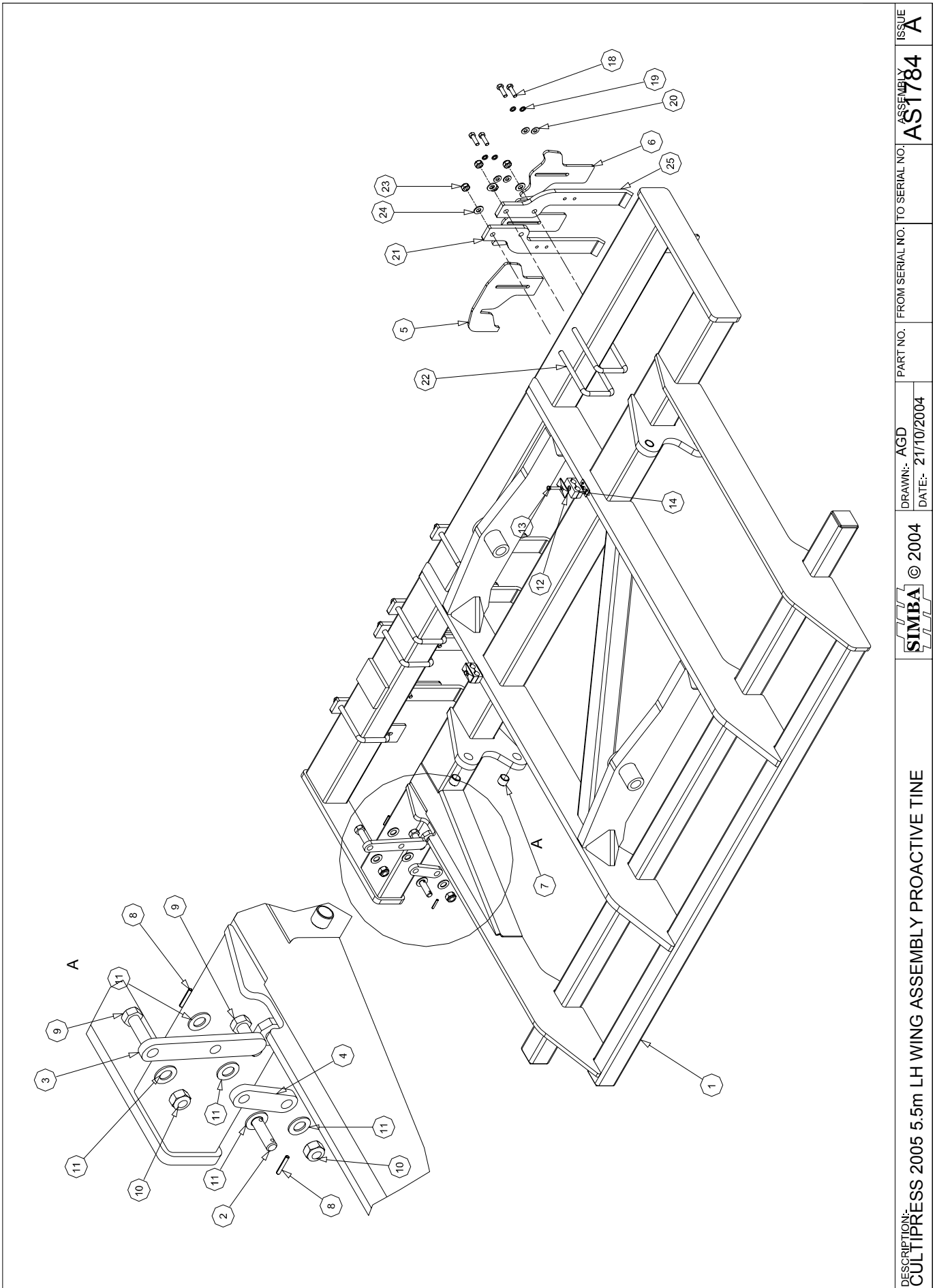
DRAWN: AGD
DATE: 13/10/2004

PART NO. FROM SERIAL NO. TO SERIAL NO.

ASSEMBLY
AS1779

ISSUE
A

AS1779		CULTIPRESS 2005 4.6m RH WING ASSEMBLY PROACTIVE		
ITEM	PART NO	DESCRIPTION	QTY	COMMENTS
1	P13059	WING UNIT RH 4.6m PRO ACTIVE	1	
2	AS1216	PROACTIVE TINE ASSEMBLY	8	
3	P07745	TIE STRAP - LONG	1	
4	P07744	TIE STRAP SHORT	1	
5	P07746	WING FOLD STRAP PIN	1	
6	P10029	SCRAPER 1 1/2	3	
7	P07916	BUSH SPRUNG - Ø32xØ26x25	4	
8	P09112	CLAMP ½" BSP PAIR	2	
9	P09113	CLAMP - TOP PLATE	2	
10	P10278	BOLT M8x45 GR. 8.8	2	
11	P02603	WASHER FLAT M20	7	
12	P05208	ROLL PIN Ø¼x1 5/8"	2	
13	P03115	BOLT M20x60 GR. 8.8	2	
14	P02009	NUT LOCK M20	2	
15	P00003	BOLT M12x40 GR. 8.8	16	
16	P02601	WASHER FLAT M12	16	
17	P02037	WASHER SPRING M12	16	
18	P09558	SCRAPER PLATE	5	
19	P09560	SCRAPER STEM LH	4	
20	P02008	NUT LOCK M16	8	
21	P06802	BOLT U M16 GR8.8 190x117	4	
22	P02602	WASHER FLAT M16	8	
23				
24				
25				
26				
27				
28				
29				
30				
31				
32				
33				
34				
35				
36				
37				
38				
39				
40				
41				
42				
43				
44				
45				
46				
47				
48				
49				
50				



DESCRIPTION:
CULTIPRESS 2005 5.5m LH WING ASSEMBLY PROACTIVE TINE


SIMBA © 2004

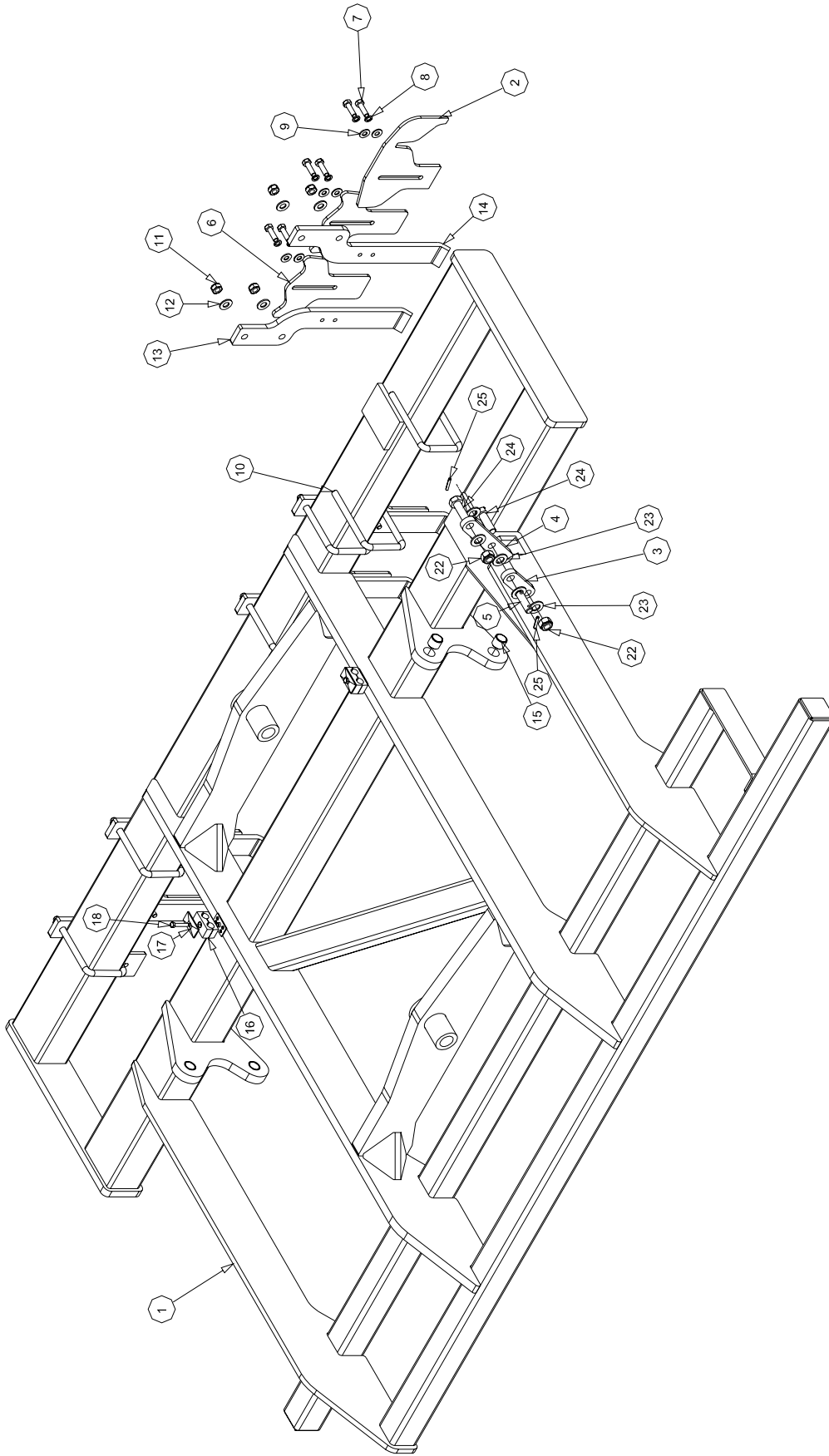
DRAWN:- AGD
DATE:- 21/10/2004

PART NO. FROM SERIAL NO. TO SERIAL NO.

ASSEMBLY
AS1784

ISSUE
A

AS1784		CULTIPRESS 2005 5.5m LH WING ASSEMBLY PROACTIVE		
ITEM	PART NO	DESCRIPTION	QTY	COMMENTS
1	P13062	WING UNIT LH 5.5m PRO ACTIVE	1	
2	P07746	WING FOLD STRAP PIN	1	
3	P07745	TIE STRAP - LONG	1	
4	P07744	TIE STRAP SHORT	1	
5	P10029	SCRAPER 1 1/2	3	
6	P09558	SCRAPER PLATE	7	
7	P07916	BUSH SPRUNG - Ø32xØ26x25	4	
8	P05208	ROLL PIN Ø1/4x1 5/8"	2	
9	P03115	BOLT M20x60 GR. 8.8	2	
10	P02009	NUT LOCK M20	2	
11	P02603	WASHER FLAT M20	6	
12	P09113	CLAMP - TOP PLATE	2	
13	P10278	BOLT M8x45 GR. 8.8	2	
14	P09112	CLAMP 1/2" BSP PAIR	2	
15	P00003	BOLT M12x40 GR. 8.8	20	
16	P02037	WASHER SPRING M12	20	
17	P02601	WASHER FLAT M12	20	
18	P09559	SCRAPER STEM RH	3	
19	P06802	BOLT U M16 GR8.8 190x117	6	
20	P02008	NUT LOCK M16	12	
21	P02602	WASHER FLAT M16	12	
22	P09560	SCRAPER STEM LH	3	
23				
24				
25				
26				
27				
28				
29				
30				
31				
32				
33				
34				
35				
36				
37				
38				
39				
40				
41				
42				
43				
44				
45				
46				
47				
48				
49				
50				



DESCRIPTION:
CULTIPRESS 2005 5.5m RH WING ASSEMBLY PROACTIVE TINE


SIMBA © 2004

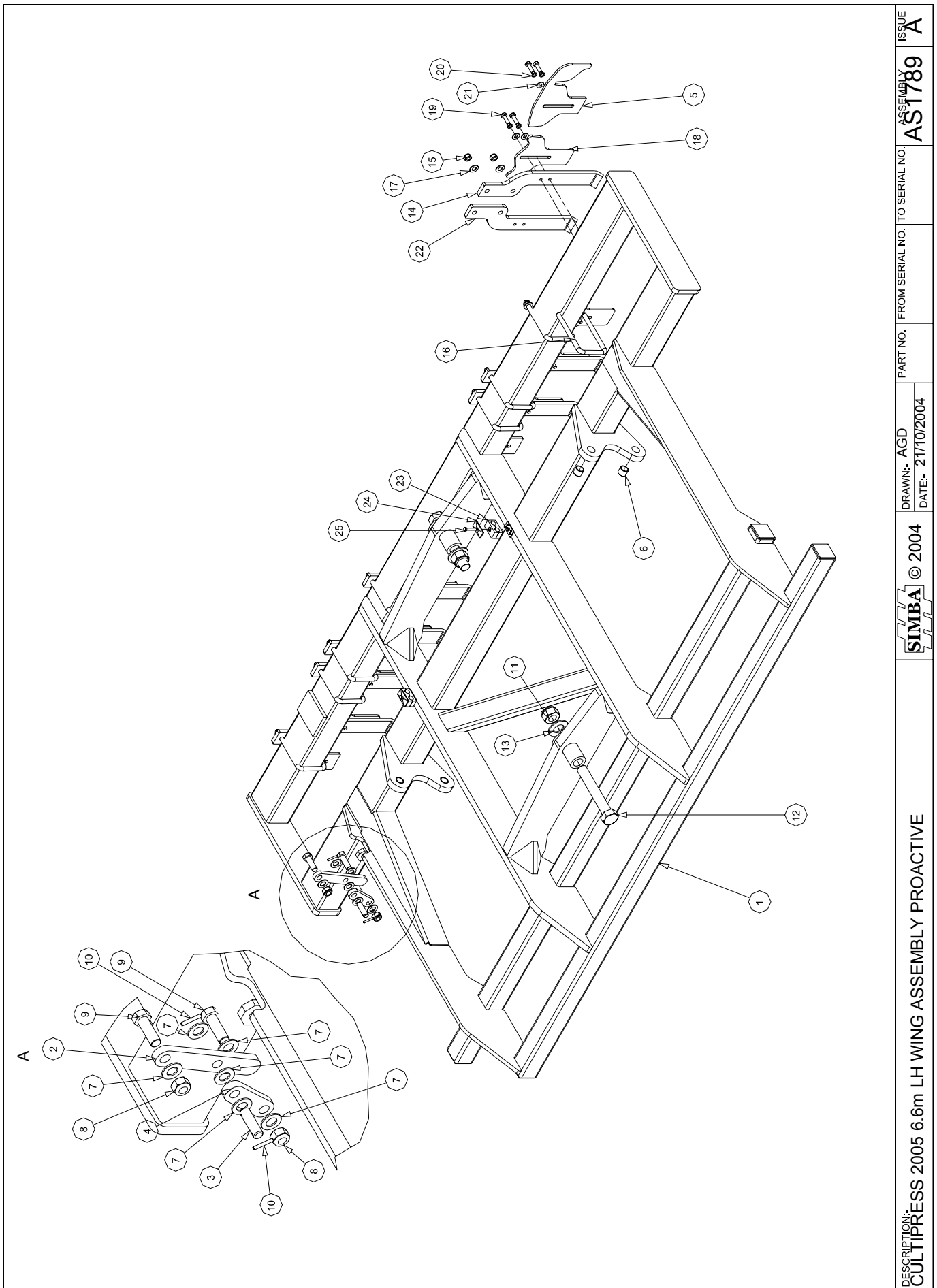
DRAWN:- AGD
DATE:- 21/10/2004

PART NO. FROM SERIAL NO. TO SERIAL NO.


ASSEMBLY
AS1785

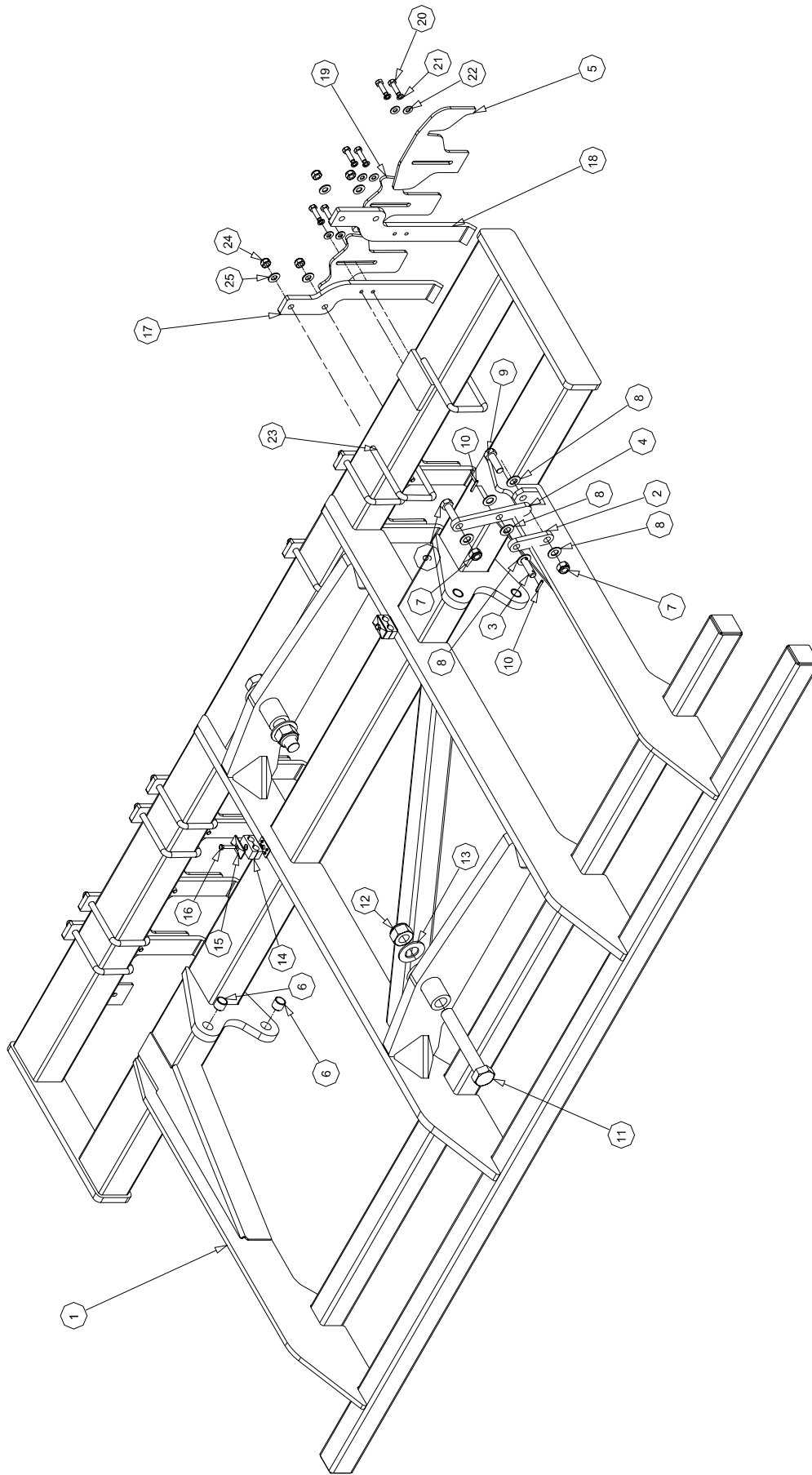
ISSUE
A

AS1785		CULTIPRESS 2005 5.5m RH WING ASSEMBLY PROACTIVE		
ITEM	PART NO	DESCRIPTION	QTY	COMMENTS
1	P13061	WING UNIT RH 5.5m PRO ACTIVE	1	
2	P10029	SCRAPER 1 1/2	4	
3	P07744	TIE STRAP SHORT	1	
4	P07745	TIE STRAP - LONG	1	
5	P07746	WING FOLD STRAP PIN	1	
6	P09558	SCRAPER PLATE	6	
7	P00003	BOLT M12x40 GR. 8.8	20	
8	P02037	WASHER SPRING M12	20	
9	P02601	WASHER FLAT M12	20	
10	P06802	BOLT U M16 GR8.8 190x117	6	
11	P02008	NUT LOCK M16	12	
12	P02602	WASHER FLAT M16	12	
13	P09560	SCRAPER STEM LH	3	
14	P09559	SCRAPER STEM RH	3	
15	P07916	BUSH SPRUNG - Ø32xØ26x25	4	
16	P09112	CLAMP 1/2" BSP PAIR	2	
17	P09113	CLAMP - TOP PLATE	2	
18	P10278	BOLT M8x45 GR. 8.8	2	
19	P02009	NUT LOCK M20	2	
20	P02603	WASHER FLAT M20	5	
21	P03115	BOLT M20x60 GR. 8.8	2	
22	P05208	ROLL PIN Ø1/4x1 5/8"	2	
23				
24				
25				
26				
27				
28				
29				
30				
31				
32				
33				
34				
35				
36				
37				
38				
39				
40				
41				
42				
43				
44				
45				
46				
47				
48				
49				
50				



DESCRIPTION: CULTIPRESS 2005 6.6m LH WING ASSEMBLY PROACTIVE	SIMBA © 2004	DRAWN:- AGD DATE:- 21/10/2004	PART NO. FROM SERIAL NO. TO SERIAL NO.	ASSEMBLY AS1789	ISSUE A
---	--------------	----------------------------------	--	--------------------	------------

AS1789		CULTIPRESS 2005 6.6m LH WING ASSEMBLY PROACTIVE		
ITEM	PART NO	DESCRIPTION	QTY	COMMENTS
1	P13064	WING UNIT LH 6.6m PRO ACTIVE	1	
2	P07745	TIE STRAP - LONG	1	
3	P07746	WING FOLD STRAP PIN	1	
4	P07744	TIE STRAP SHORT	1	
5	P10029	SCRAPER 1 1/2	4	
6	P07916	BUSH SPRUNG - Ø32xØ26x25	4	
7	P02603	WASHER FLAT M20	6	
8	P02009	NUT LOCK M20	2	
9	P03115	BOLT M20x60 GR. 8.8	2	
10	P05208	ROLL PIN Ø1/4x1 5/8"	2	
11	P02012	NUT LOCK M36	2	
12	P00036	BOLT M36x240 GR. 8.8	2	
13	P02609	M36 FLAT WASHER	2	
14	P09560	SCRAPER STEM LH	4	
15	P02008	NUT LOCK M16	16	
16	P06802	BOLT U M16 GR8.8 190x117	8	
17	P02602	WASHER FLAT M16	16	
18	P09558	SCRAPER PLATE	8	
19	P00003	BOLT M12x40 GR. 8.8	24	
20	P02037	WASHER SPRING M12	24	
21	P02601	WASHER FLAT M12	24	
22	P09559	SCRAPER STEM RH	4	
23	P09112	CLAMP 1/2" BSP PAIR	2	
24	P09113	CLAMP - TOP PLATE	2	
25	P10278	BOLT M8x45 GR. 8.8	2	
26				
27				
28				
29				
30				
31				
32				
33				
34				
35				
36				
37				
38				
39				
40				
41				
42				
43				
44				
45				
46				
47				
48				
49				
50				



DESCRIPTION:
CULTIPRESS 2005 6.6m RH WING ASSEMBLY PROACTIVE


SIMBA © 2004

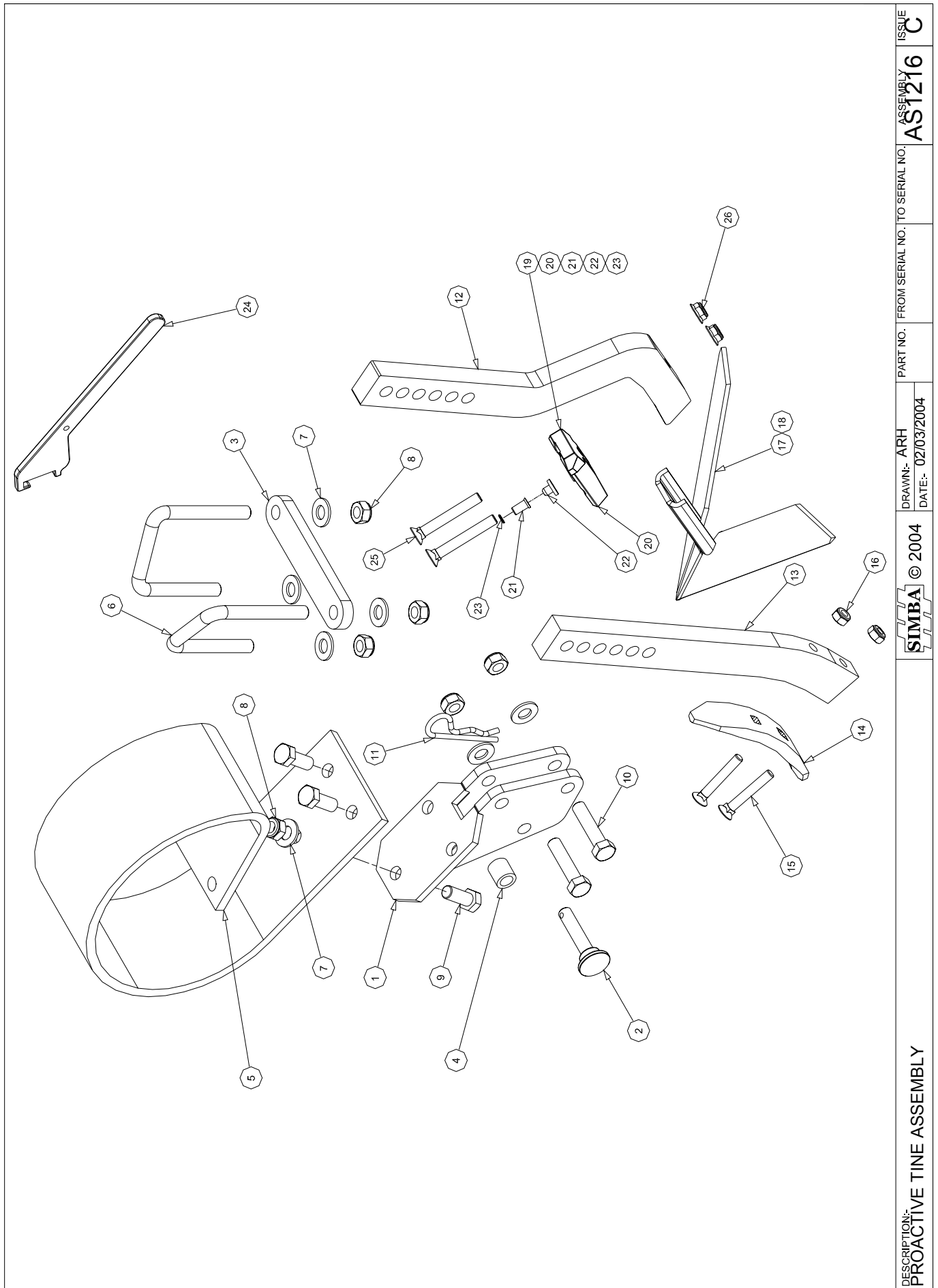
DRAWN:- AGD
DATE:- 21/10/2004

PART NO. FROM SERIAL NO. TO SERIAL NO.

ASSEMBLY
AS1790

ISSUE
A

AS1790		CULTIPRESS 2005 6.6m RH WING ASSEMBLY PROACTIVE		
ITEM	PART NO	DESCRIPTION	QTY	COMMENTS
1	P13063	WING UNIT RH 6.6m PRO-ACTIVE	1	
2	P07744	TIE STRAP SHORT	1	
3	P07746	WING FOLD STRAP PIN	1	
4	P07745	TIE STRAP - LONG	1	
5	P10029	SCRAPER 1 1/2	4	
6	P07916	BUSH SPRUNG - Ø32xØ26x25	4	
7	P02009	NUT LOCK M20	2	
8	P02603	WASHER FLAT M20	6	
9	P03115	BOLT M20x60 GR. 8.8	2	
10	P05208	ROLL PIN Ø1/4x1 5/8"	2	
11	P00036	BOLT M36x240 GR. 8.8	2	
12	P02012	NUT LOCK M36	2	
13	P02609	M36 FLAT WASHER	2	
14	P09112	CLAMP 1/2" BSP PAIR	2	
15	P09113	CLAMP - TOP PLATE	2	
16	P10278	BOLT M8x45 GR. 8.8	2	
17	P09560	SCRAPER STEM LH	4	
18	P09559	SCRAPER STEM RH	4	
19	P09558	SCRAPER PLATE	8	
20	P00003	BOLT M12x40 GR. 8.8	24	
21	P02037	WASHER SPRING M12	24	
22	P02601	WASHER FLAT M12	24	
23	P06802	BOLT U M16 GR8.8 190x117	8	
24	P02008	NUT LOCK M16	16	
25	P02602	WASHER FLAT M16	16	
26				
27				
28				
29				
30				
31				
32				
33				
34				
35				
36				
37				
38				
39				
40				
41				
42				
43				
44				
45				
46				
47				
48				
49				
50				




DESCRIPTION: PROACTIVE TINE ASSEMBLY

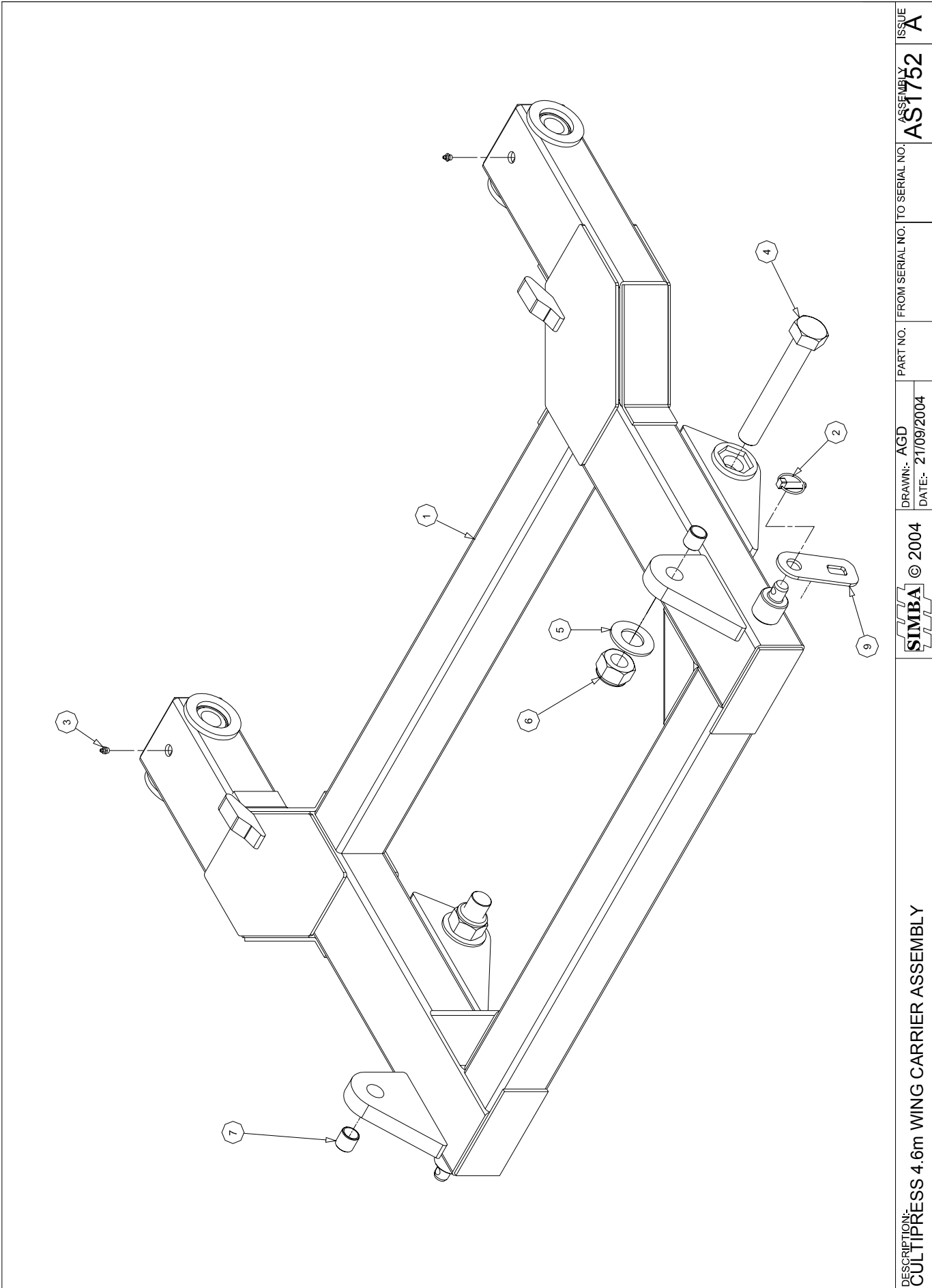
DRAWN: ARH
DATE: 02/03/2004

SIMBA © 2004

PART NO. FROM SERIAL NO. TO SERIAL NO. ASSEMBLY NO. ISSUE


AS1216 C

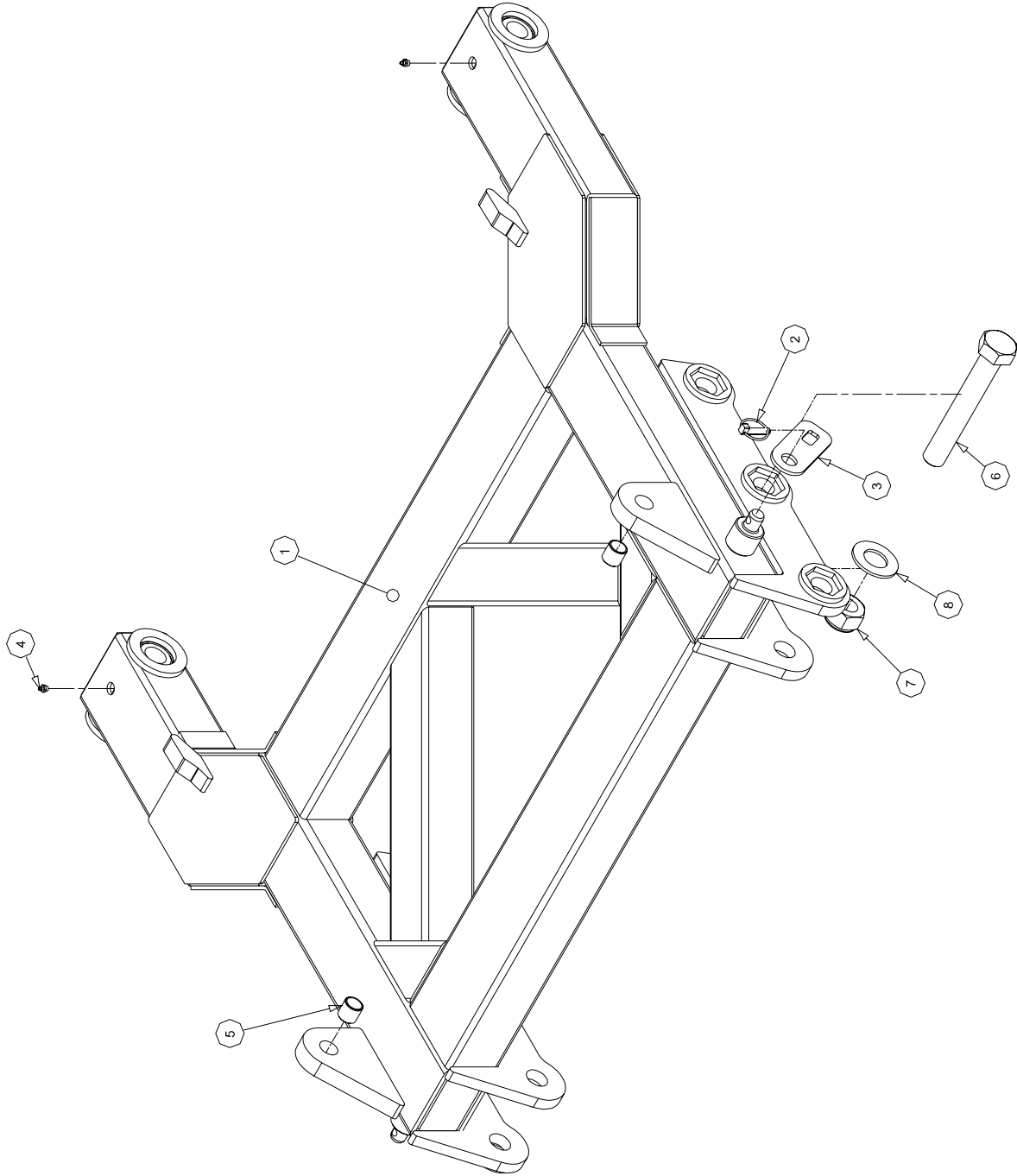
AS1216		PROACTIVE TINE ASSEMBLY		
ITEM	PART NO	DESCRIPTION	QTY	COMMENTS
1	P12524	TINE CLAMP UNIT	1	
2	P05207	PIN Ø16x73	1	
3	P12575	RETAINING PLATE	1	
4	P12525	BUSH Ø25xØ17x26	1	
5	P12573	PRO-ACTIVE 150x12	1	
6	P12574	BOLT U M16 127/112-80	2	
7	P02602	WASHER FLAT M16	9	
8	P02008	NUT LOCK M16	9	
9	P00007	BOLT M16x40 GR. 8.8	3	STD
10	P01102	BOLT M16x70 GR. 8.8	2	
11	P02485	R CLIP Ø6x120	1	
12	P12588	TINE - SWEEP TYPE	1	OPTION
13	P12628	TINE 2x1 SHORT	1	STD
14	P03017	POINT 1½" REVERSIBLE	1	STD
15	P03448	BOLT 7/16" UNFx75	2	STD
16	P07131	NUT LOCK 7/16"UNF	2	
17	P12712	POINT KNOCK ON 320mm	1	OPTION
18	P12713	POINT KNOCK ON 220mm	1	OPTION
19	P12711	WEDGE COMPLETE	1	OPTION
20	P12724	POINT WEDGE PLUNGER TYPE	1	
21	P12721	LOCK PIN	1	
22	P12722	SPRING BALL	1	
23	P12723	DUST SEAL	1	
24	P12725	POINT REMOVAL TOOL	1	
25	H00310726	M12x90 CSK SQ. 12.9	2	
26	H00350084	NUT LOCK M12 FLANGED	2	
27				
28				
29				
30				
31				
32				
33				
34				
35				
36				
37				
38				
39				
40				
41				
42				
43				
44				
45				
46				
47				
48				
49				
50				



DESCRIPTION: CULTIPRESS 4.6m WING CARRIER ASSEMBLY	SIMBA © 2004	DRAWN:- AGD DATE:- 21/09/2004	PART NO. FROM SERIAL NO. TO SERIAL NO.	ASSEMBLY AS1752	ISSUE A
--	---------------------	----------------------------------	--	---------------------------	-------------------



AS1752		CULTIPRESS 4.6m WING CARRIER ASSEMBLY		
ITEM	PART NO	DESCRIPTION	QTY	COMMENTS
1	P09213	GANG CARRIER 4.6m	1	
2	P02484	LYNCH PIN CAT 2	1	
3	P00071	NIPPLE - GREASE	2	
4	P00047	BOLT M36x240 GR. 8.8	2	
5	P02609	M36 FLAT WASHER	2	
6	P02012	NUT LOCK M36	2	
7	P01645	BUSH SPRUNG - Ø32xØ26x32	2	
8	P06155	RATCHET STRAP MOUNT	1	
9				
10				
11				
12				
13				
14				
15				
16				
17				
18				
19				
20				
21				
22				
23				
24				
25				
26				
27				
28				
29				
30				
31				
32				
33				
34				
35				
36				
37				
38				
39				
40				
41				
42				
43				
44				
45				
46				
47				
48				
49				
50				



DESCRIPTION:
CULTIPRESS 5.5+6.6 WING CARRIER


SIMBA © 2004

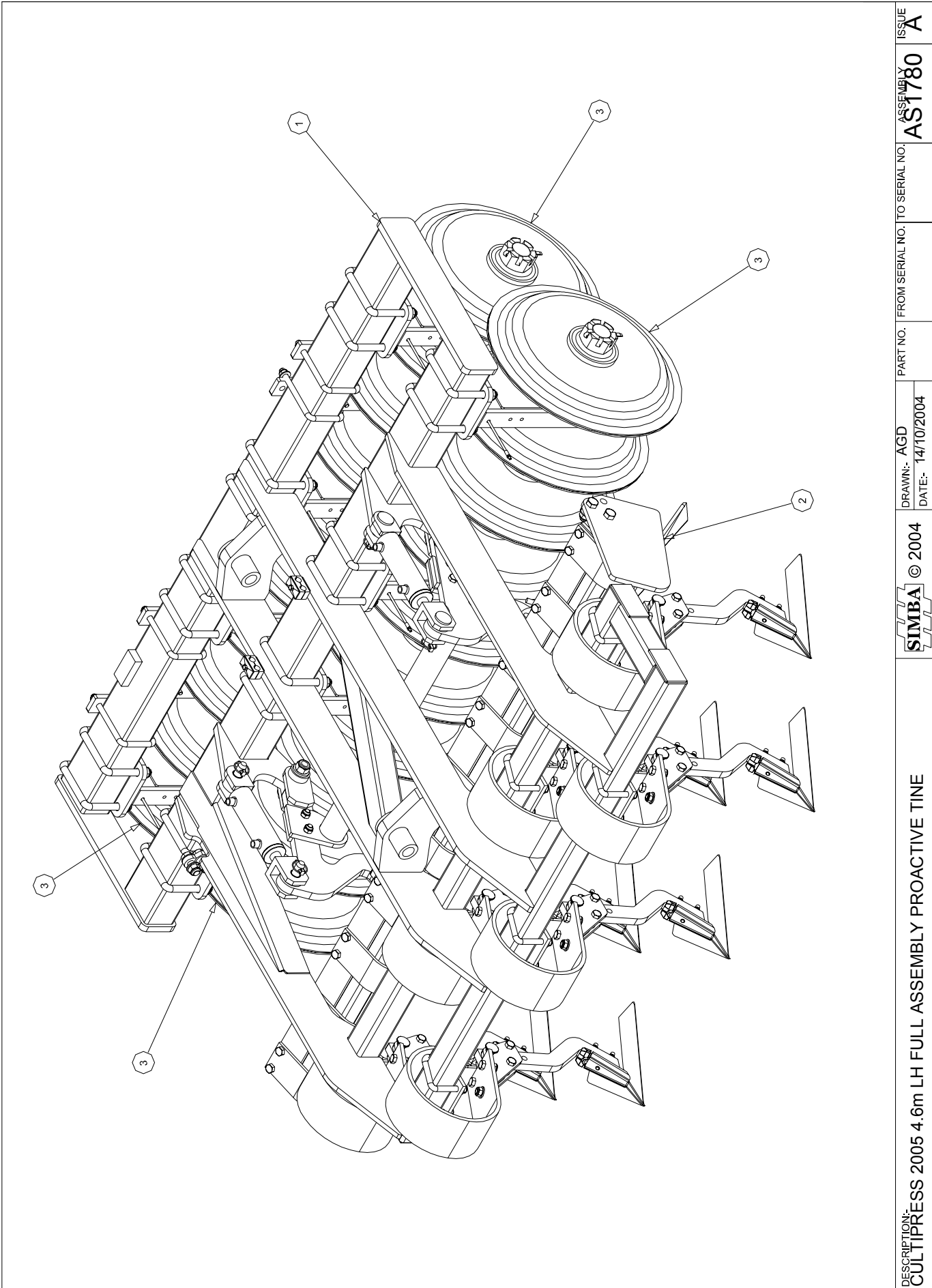
DRAWN:- AGD
DATE:- 10/09/2004

PART NO. FROM SERIAL NO. TO SERIAL NO.

ASSEMBLY
AS1753

ISSUE
A

AS1753		CULTIPRESS 5.5m & 6.6m WING CARRIER		
ITEM	PART NO	DESCRIPTION	QTY	COMMENTS
1	P09212	GANG CARRIER 5.5+6.6m	1	
2	P02484	LYNCH PIN CAT 2	1	
3	P06155	RATCCHET STRAP MOUNT	1	
4	P00071	NIPPLE - GREASE	2	
5	P01645	BUSH SPRUNG - Ø32xØ26x32	2	
6	P00047	BOLT M36x240 GR. 8.8	1	
7	P02012	NUT LOCK M36	1	
8	P02609	M36 FLAT WASHER	1	
9				
10				
11				
12				
13				
14				
15				
16				
17				
18				
19				
20				
21				
22				
23				
24				
25				
26				
27				
28				
29				
30				
31				
32				
33				
34				
35				
36				
37				
38				
39				
40				
41				
42				
43				
44				
45				
46				
47				
48				
49				
50				



DESCRIPTION: CULTI PRESS 2005 4.6m LH FULL ASSEMBLY PROACTIVE TINE


DRAWN: AGD
DATE: 14/10/2004

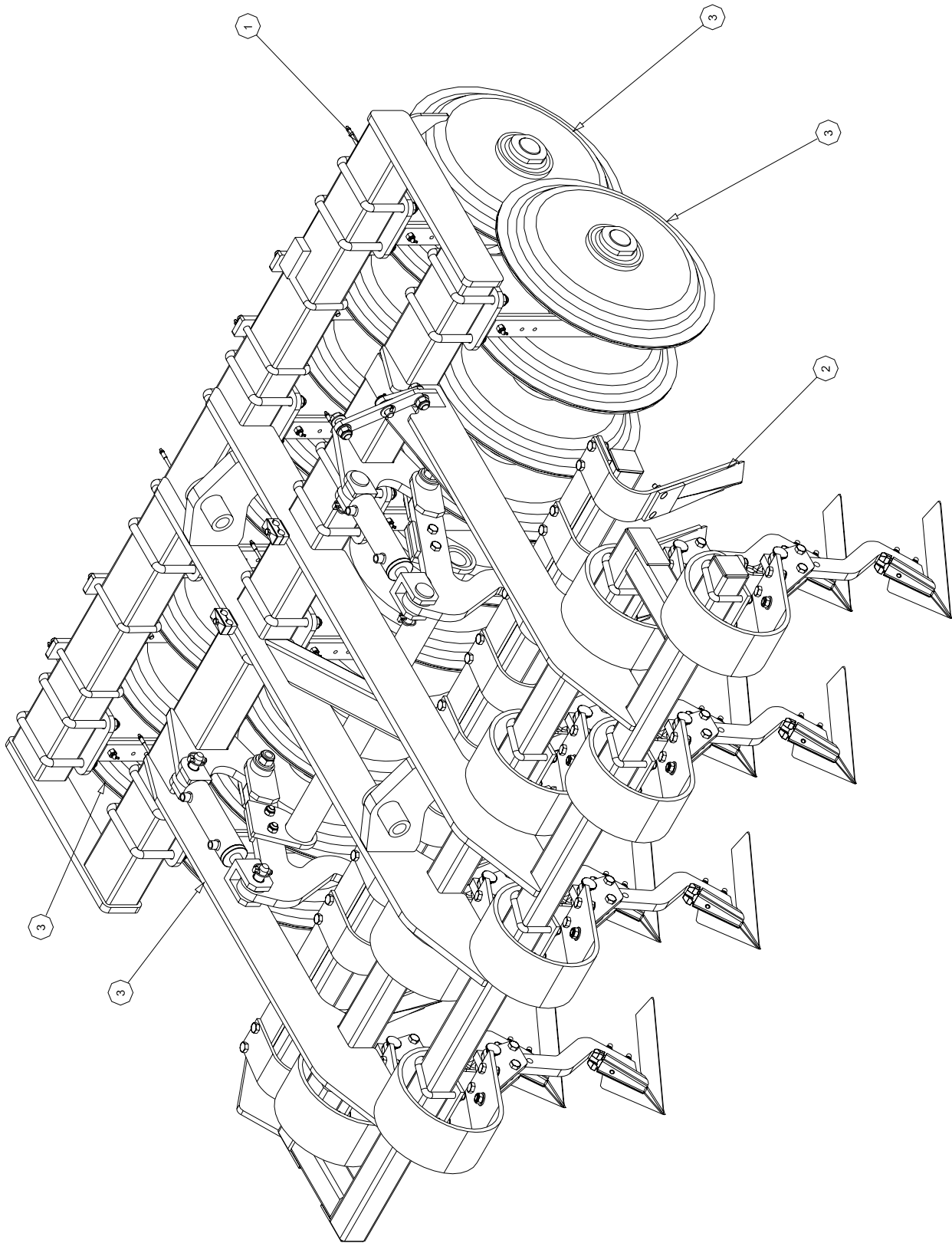
SIMBA © 2004

PART NO. FROM SERIAL NO. TO SERIAL NO.


ASSEMBLY AS1780

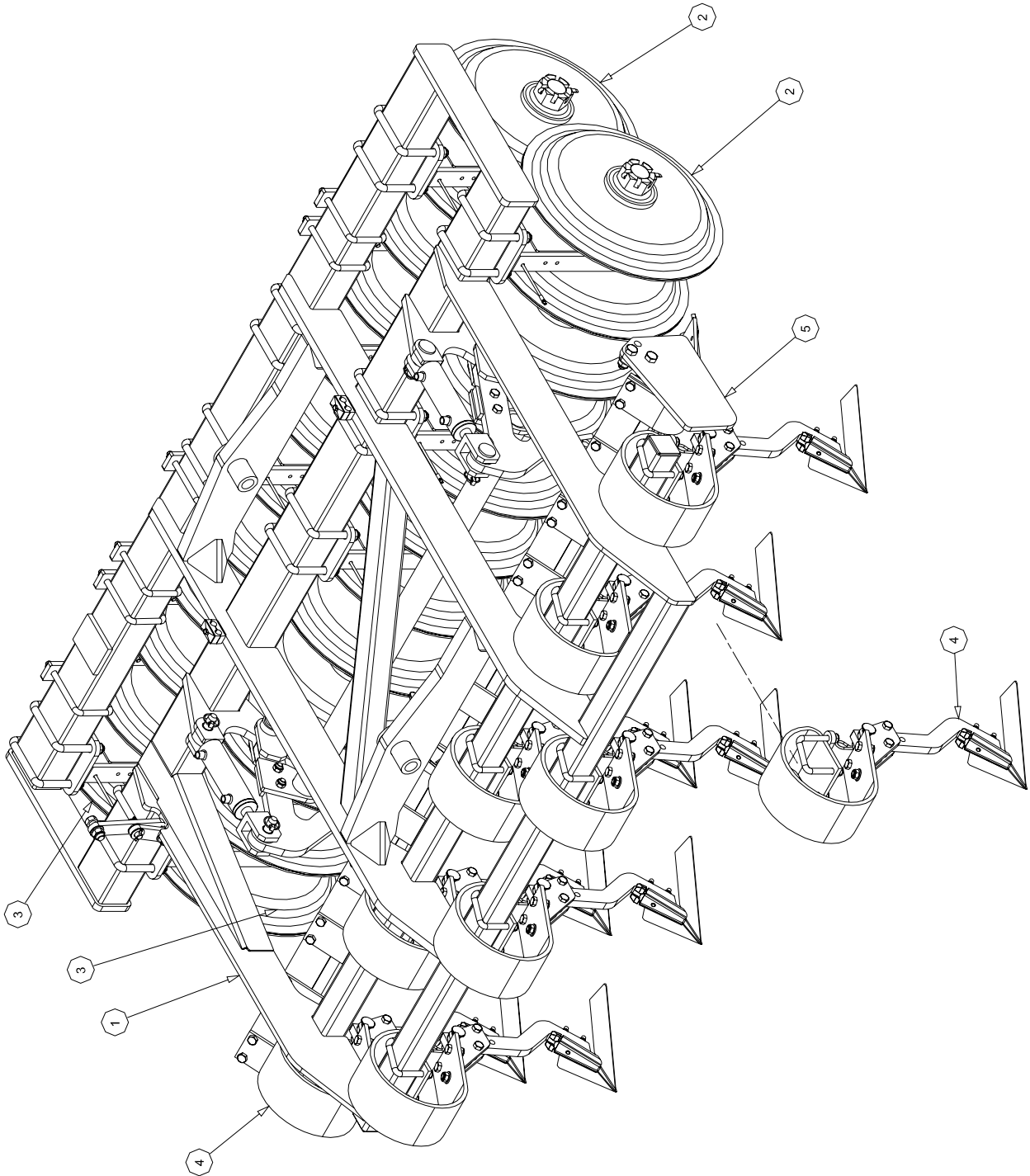
ISSUE A

AS1780		CULTIPRESS 2005 4.6m LH FULL ASSEMBLY PROACTIVE		
ITEM	PART NO	DESCRIPTION	QTY	COMMENTS
1	AS1778	CULTIPRESS 2005 4.6m LH WING ASSEM	1	
2	AS1758	CULTIPRESS 4.6m LH LEVELLING BOAR	1	
3	AS0664	AXLE ASSEMBLY - DD600 5 RINGS	4	
4				
5				
6				
7				
8				
9				
10				
11				
12				
13				
14				
15				
16				
17				
18				
19				
20				
21				
22				
23				
24				
25				
26				
27				
28				
29				
30				
31				
32				
33				
34				
35				
36				
37				
38				
39				
40				
41				
42				
43				
44				
45				
46				
47				
48				
49				
50				



DESCRIPTION: CULTIPRESS 2005 4.6m RH FULL ASSEMBLY PROACTIVE TINE	SIMBA © 2004	DRAWN: AGD DATE: 14/10/2004	PART NO. FROM SERIAL NO. TO SERIAL NO.	ASSEMBLY AS1781	ISSUE A
--	--------------	--------------------------------	--	--------------------	------------

AS1781		CULTIPRESS 2005 4.6m RH FULL ASSEMBLY PROACTIVE		
ITEM	PART NO	DESCRIPTION	QTY	COMMENTS
1	AS1779	4.6m RH WING ASSEMBLY PROACTIVE	1	
2	AS1757	4.6m RH LEVELLING BOARD COMPLETE	1	
3	AS0664	AXLE ASSEMBLY - DD600 5 RINGS	4	
4				
5				
6				
7				
8				
9				
10				
11				
12				
13				
14				
15				
16				
17				
18				
19				
20				
21				
22				
23				
24				
25				
26				
27				
28				
29				
30				
31				
32				
33				
34				
35				
36				
37				
38				
39				
40				
41				
42				
43				
44				
45				
46				
47				
48				
49				
50				



DESCRIPTION:
CULTIPRESS 2005 5.5m LH FULL ASSEMBLY PROACTIVE TINE


SIMBA © 2004

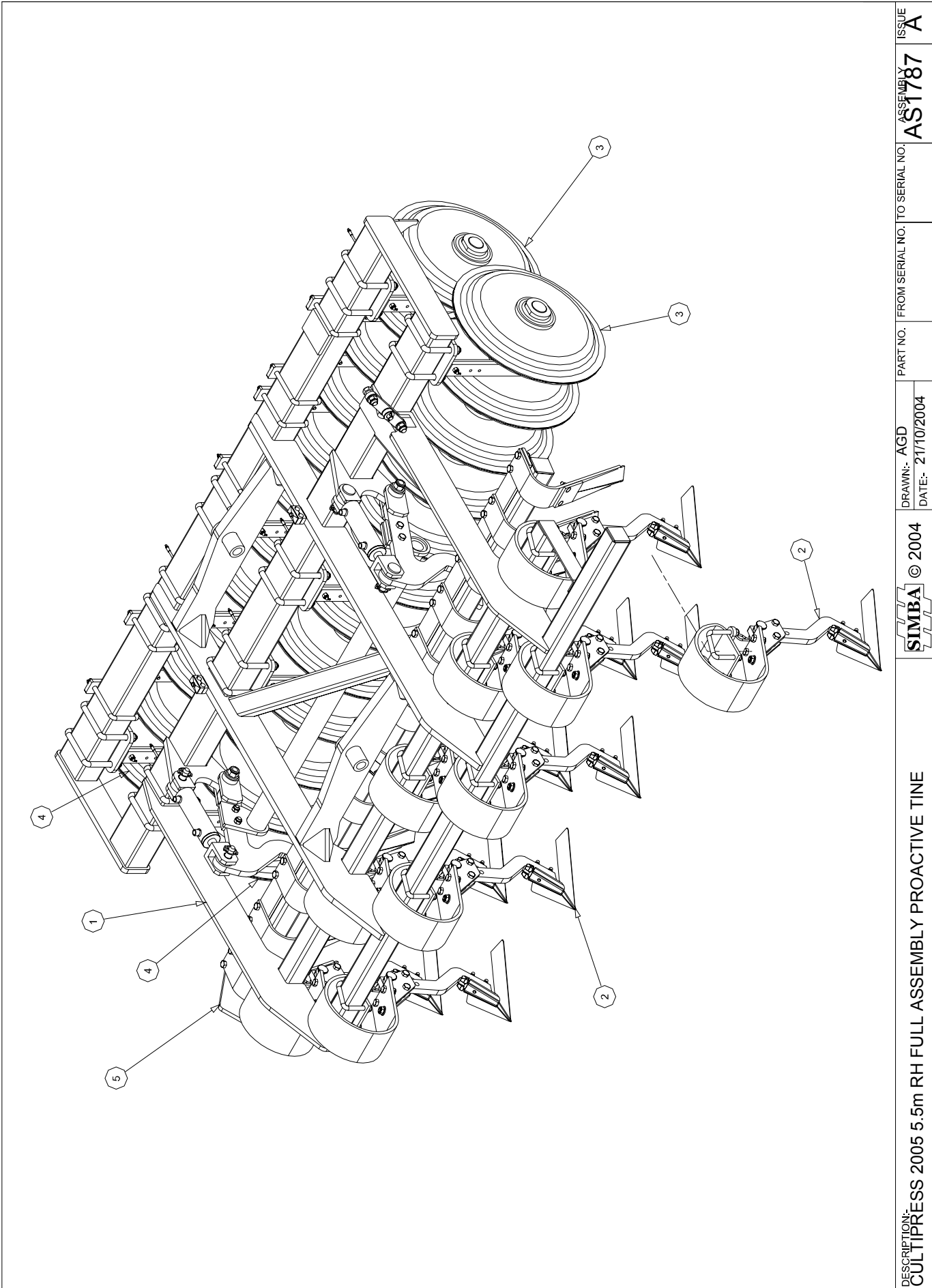
DRAWN: AGD
DATE: 21/10/2004

PART NO. FROM SERIAL NO. TO SERIAL NO.


ASSEMBLY
AS1786

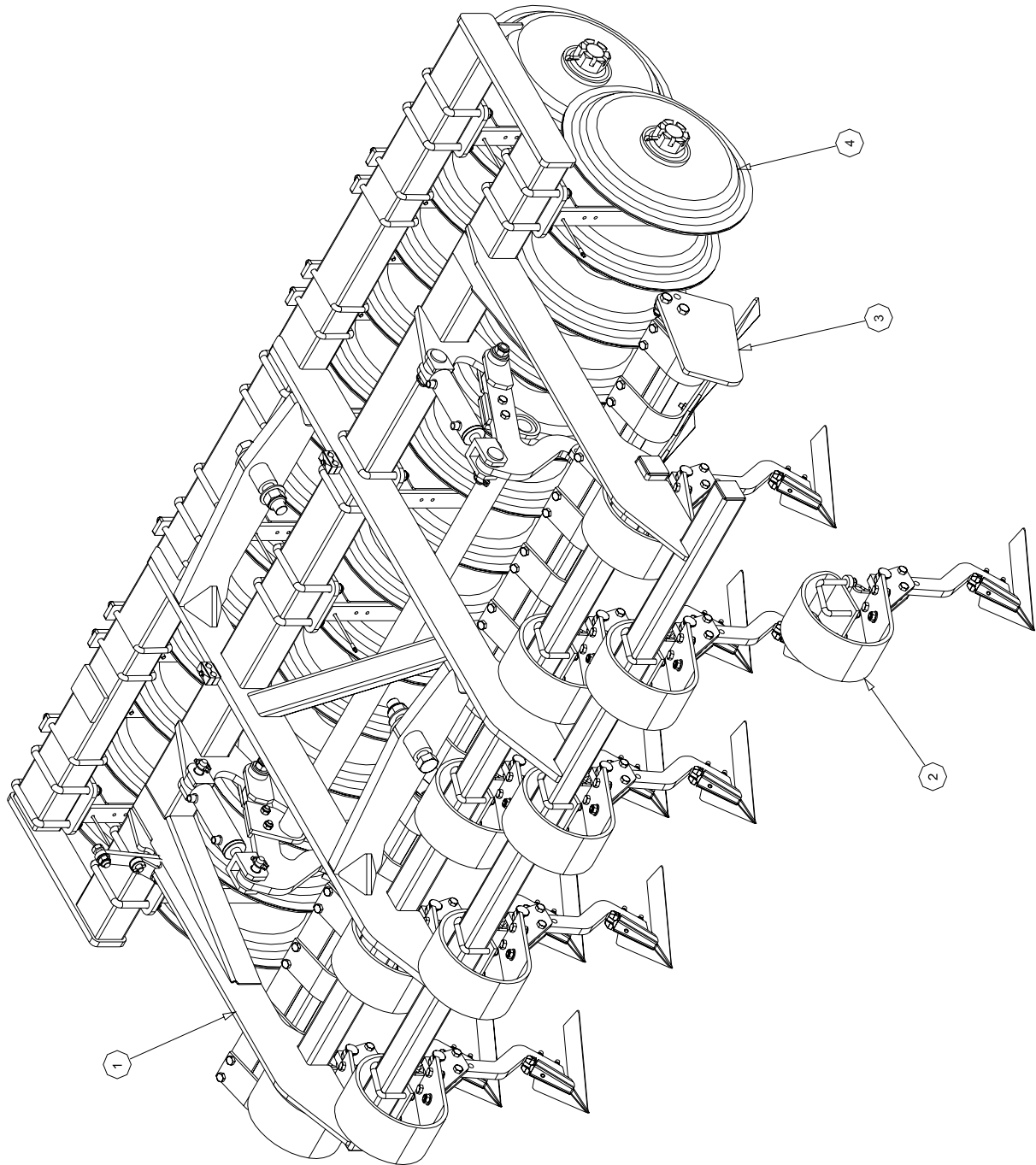
ISSUE
A

AS1786		CULTIPRESS 2005 5.5m LH FULL ASSEMBLY PROACTIVE		
ITEM	PART NO	DESCRIPTION	QTY	COMMENTS
1	AS1784	5.5m LH WING ASSEMBLY PROACTIVE	1	
2	AS0664	AXLE ASSEMBLY - DD600 5 RINGS	2	
3	AS0642	AXLE ASSEMBLY - DD600 7 RINGS	2	
4	AS1216	PROACTIVE TINE ASSEMBLY	9	
5	AS1765	5.5m LH LEVELLING BOARD COMPLETE	1	
6				
7				
8				
9				
10				
11				
12				
13				
14				
15				
16				
17				
18				
19				
20				
21				
22				
23				
24				
25				
26				
27				
28				
29				
30				
31				
32				
33				
34				
35				
36				
37				
38				
39				
40				
41				
42				
43				
44				
45				
46				
47				
48				
49				
50				



DESCRIPTION: CULTIPRESS 2005 5.5m RH FULL ASSEMBLY PROACTIVE TINE	SIMBA © 2004	DRAWN:- AGD DATE:- 21/10/2004	PART NO. FROM SERIAL NO. TO SERIAL NO.	ASSEMBLY AS1787	ISSUE A
--	--------------	----------------------------------	--	--------------------	------------

AS1787		CULTIPRESS 2005 5.5m RH FULL ASSEMBLY PROACTIVE		
ITEM	PART NO	DESCRIPTION	QTY	COMMENTS
1	AS1785	5.5m RH WING ASSEMBLY PROACTIVE	1	
2	AS1216	PROACTIVE TINE ASSEMBLY	10	
3	AS0642	AXLE ASSEMBLY - DD600 7 RINGS	2	
4	AS0664	AXLE ASSEMBLY - DD600 5 RINGS	2	
5	AS1766	5.5m RH LEVELLING BOARD COMPLETE	1	
6				
7				
8				
9				
10				
11				
12				
13				
14				
15				
16				
17				
18				
19				
20				
21				
22				
23				
24				
25				
26				
27				
28				
29				
30				
31				
32				
33				
34				
35				
36				
37				
38				
39				
40				
41				
42				
43				
44				
45				
46				
47				
48				
49				
50				



DESCRIPTION:
CULTIPRESS 2005 6.6 LH FULL ASSEMBLY PROACTIVE

SIMBA © 2004


DRAWN:- AGD
DATE:- 21/10/2004

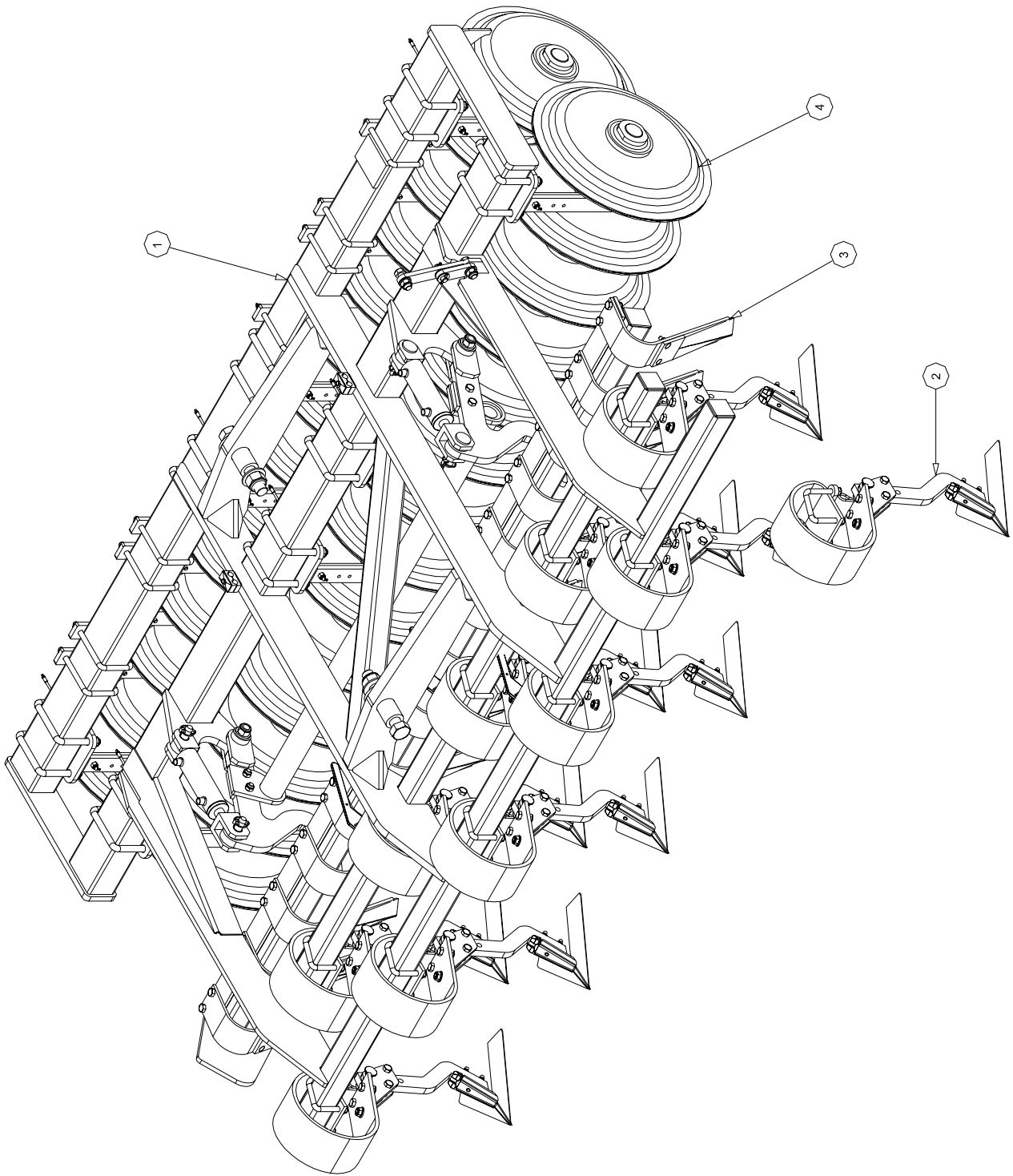
PART NO. FROM SERIAL NO. TO SERIAL NO.

ASSEMBLY
AS1792

ISSUE
A



AS1792		CULTIPRESS 2005 6.6m LH FULL ASSEMBLY PROACTIVE		
ITEM	PART NO	DESCRIPTION	QTY	COMMENTS
1	AS1789	6.6 LH WING ASSEMBLY PROACTIVE	1	
2	AS1216	PROACTIVE TINE ASSEMBLY	10	
3	AS1772	6.6m LH LEVELLING BOARD COMPLETE	1	
4	AS0642	AXLE ASSEMBLY - DD600 7 RINGS	4	
5				
6				
7				
8				
9				
10				
11				
12				
13				
14				
15				
16				
17				
18				
19				
20				
21				
22				
23				
24				
25				
26				
27				
28				
29				
30				
31				
32				
33				
34				
35				
36				
37				
38				
39				
40				
41				
42				
43				
44				
45				
46				
47				
48				
49				
50				



DESCRIPTION:
CULTIPRESS 2005 6.6 RH FULL ASSEMBLY PROACTIVE


SIMBA © 2004

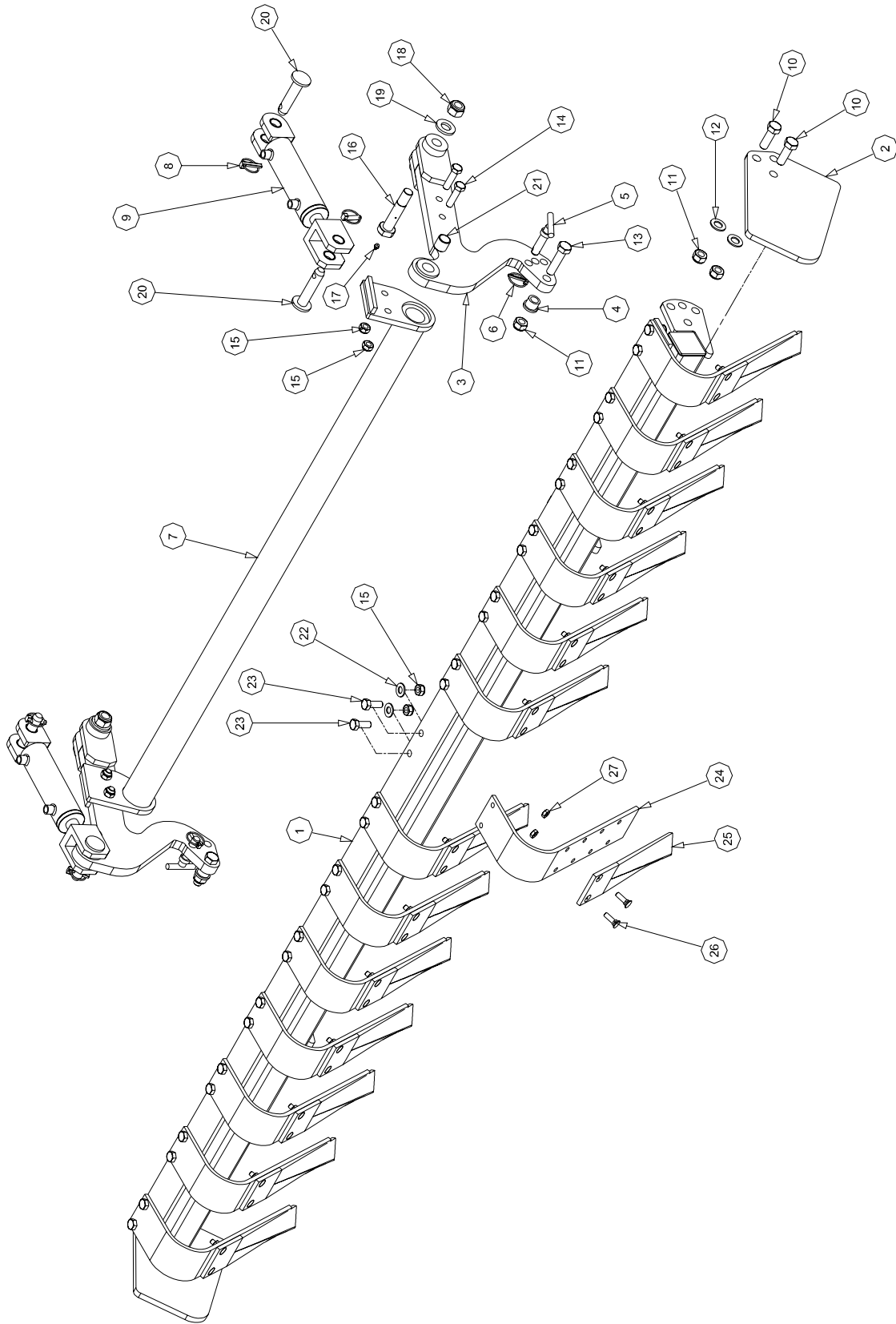
DRAWN:- AGD
DATE:- 21/10/2004

PART NO. FROM SERIAL NO. TO SERIAL NO.

ASSEMBLY
AS1791

ISSUE
A

AS1791		CULTIPRESS 2005 6.6m RH FULL ASSEMBLY PROACTIVE		
ITEM	PART NO	DESCRIPTION	QTY	COMMENTS
1	AS1790	6.6 RH WING ASSEMBLY PROACTIVE	1	
2	AS1216	PROACTIVE TINE ASSEMBLY	11	
3	AS1773	CULTIPRESS 6.6m RH LEVELLING BOAR	1	
4	AS0642	AXLE ASSEMBLY - DD600 7 RINGS	4	
5				
6				
7				
8				
9				
10				
11				
12				
13				
14				
15				
16				
17				
18				
19				
20				
21				
22				
23				
24				
25				
26				
27				
28				
29				
30				
31				
32				
33				
34				
35				
36				
37				
38				
39				
40				
41				
42				
43				
44				
45				
46				
47				
48				
49				
50				



DESCRIPTION:
CULTIPRESS 3.3m WOB LEVELLING BOARD


SIMBA © 2004

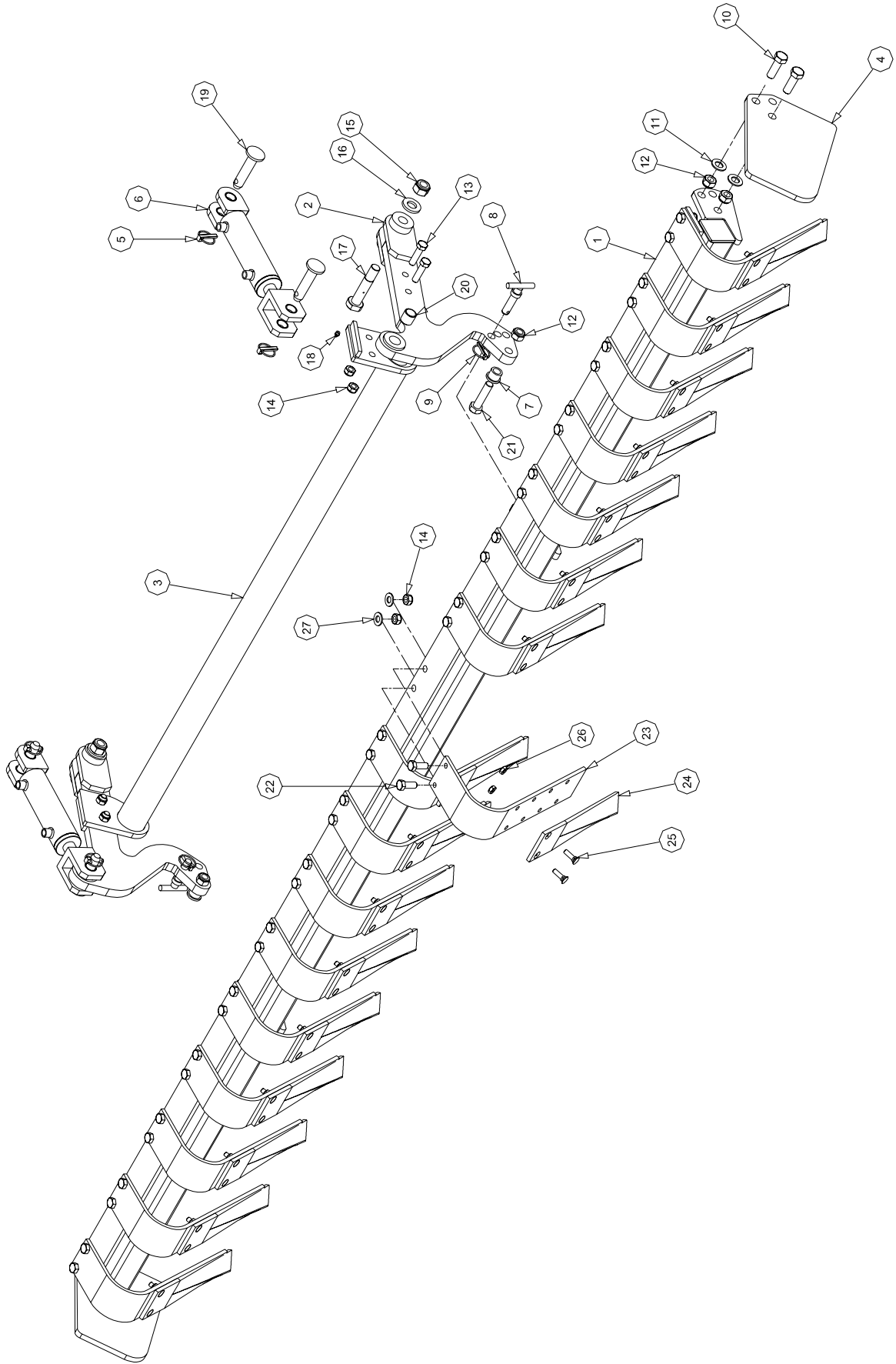
DRAWN:- AGD
DATE:- 02/11/2004

PART NO. FROM SERIAL NO. TO SERIAL NO.

ASSEMBLY
AS1802

ISSUE
A

AS1802		CULTIPRESS 3.3m WOB LEVELLING BOARD		
ITEM	PART NO	DESCRIPTION	QTY	COMMENTS
1	P09204	3.3m WOB LEVELLING BOARD	1	
2	P07722	LEVELLING BOARD END PLATE	2	
3	P09201	LEVELLING BOARD ARM	2	
4	P09202	TOP HAT BUSH	2	
5	P09203	LEVELLING BOARD PIN	2	
6	P02483	LYNCH PIN CAT 1	2	
7	P09297	LEVELLING BOARD AXLE 6.6m	1	
8	P02484	LYNCH PIN CAT 2	4	
9	P08013	CYLINDER - Ø63x130 - 32	2	
10	P03115	BOLT M20x60 GR. 8.8	4	
11	P02009	NUT LOCK M20	6	
12	P02603	WASHER FLAT M20	4	
13	P00407	BOLT M20x80 GR. 8.8	2	
14	P00057	BOLT M16x60 GR. 8.8	4	
15	P02008	NUT LOCK M16	33	
16	P09075	BOLT M24x125 GRS	2	
17	P00071	NIPPLE - GREASE	2	
18	P02010	NUT LOCK M24	2	
19	P02604	WASHER FLAT M24 Ø50	2	
20	P01274	PIN Ø25x115	4	
21	P01645	BUSH SPRUNG - Ø32xØ26x32	2	
22	P02602	WASHER FLAT M16	28	
23	P00007	BOLT M16x40 GR. 8.8	28	
24	P07834	SPRUNG LEAF	14	
25	P05749	L'BOARD S'LEAF - V TYPE EXTENSION	14	
26	P00806	BOLT 7/16" UNFx40	28	
27	P07220	UNF 7/16" PLAIN NUT	28	
28				
29				
30				
31				
32				
33				
34				
35				
36				
37				
38				
39				
40				
41				
42				
43				
44				
45				
46				
47				
48				
49				
50				



DESCRIPTION:
CULTIPRESS 4.0m WOB LEVELLING BOARD


SIMBA © 2004

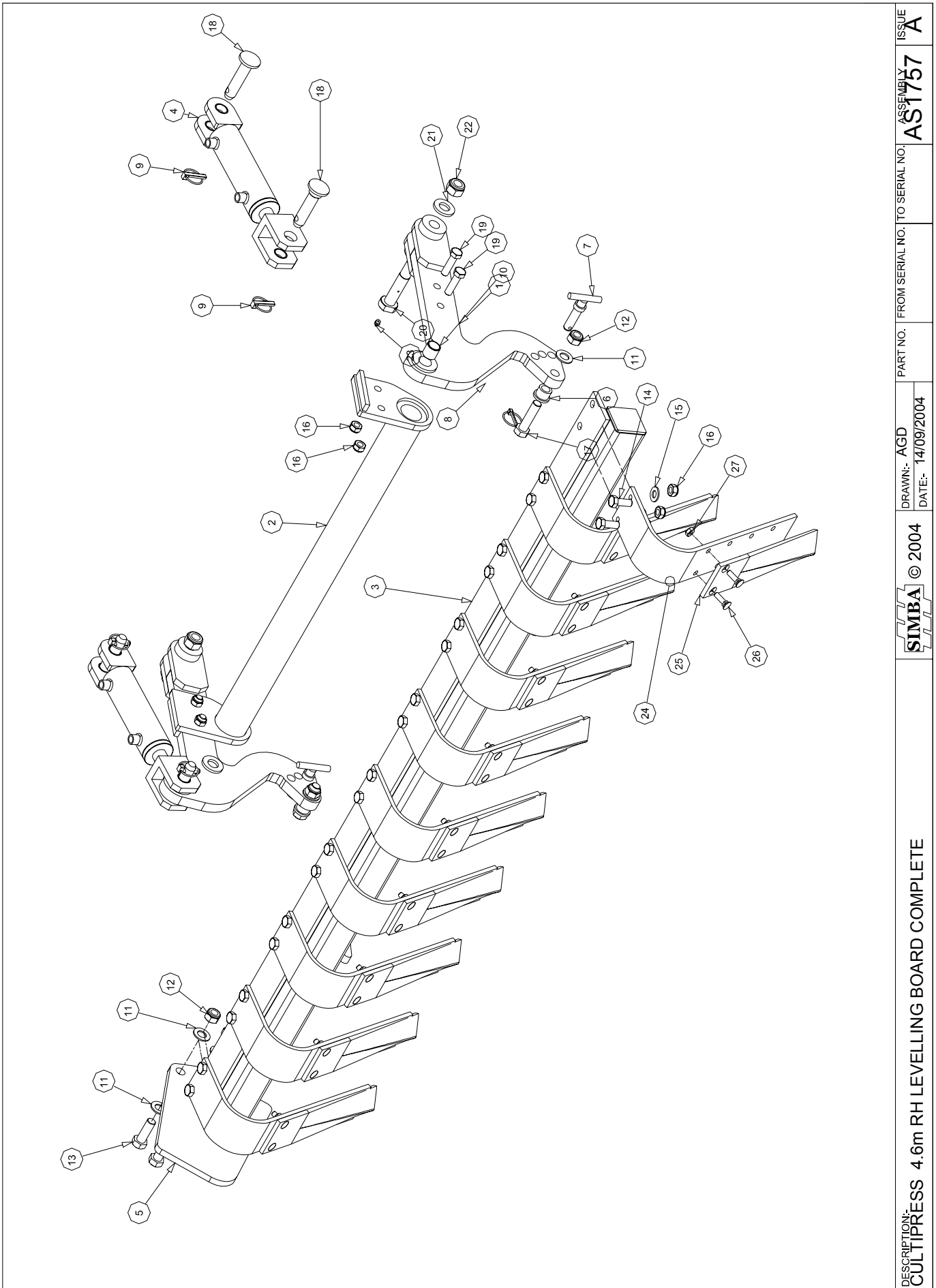
DRAWN:- AGD
DATE:- 01/11/2004

PART NO. FROM SERIAL NO. TO SERIAL NO.

ASSEMBLY
AS1801

ISSUE
A

AS01801		CULTIPRESS 4.0m WOB LEVELLING BOARD ASSEMBLY		
ITEM	PART NO	DESCRIPTION	QTY	COMMENTS
1	P09205	4.0m WOB LEVELING BOARD	1	
2	P09201	LEVELLING BOARD ARM	2	
3	P09297	LEVELLING BOARD AXLE 6.6m	1	
4	P07722	LEVELLING BOARD END PLATE	2	
5	P02484	LYNCH PIN CAT 2	4	
6	P08013	CYLINDER - Ø63x130 - 32	2	
7	P09202	TOP HAT BUSH	2	
8	P09203	LEVELLING BOARD PIN	2	
9	P02483	LYNCH PIN CAT 1	2	
10	P03115	BOLT M20x60 GR. 8.8	4	
11	P02603	WASHER FLAT M20	4	
12	P02009	NUT LOCK M20	6	
13	P00057	BOLT M16x60 GR. 8.8	4	
14	P02008	NUT LOCK M16	38	
15	P02010	NUT LOCK M24	2	
16	P02604	WASHER FLAT M24 Ø50	2	
17	P09075	BOLT M24x125 GRS	2	
18	P00071	NIPPLE - GREASE	2	
19	P01274	PIN Ø25x115	4	
20	P01645	BUSH SPRUNG - Ø32xØ26x32	2	
21	P00407	BOLT M20x80 GR. 8.8	2	
22	P00007	BOLT M16x40 GR. 8.8	34	
23	P07834	SPRUNG LEAF	17	
24	P05749	L'BOARD S'LEAF - V TYPE EXTENSION	17	
25	P00806	BOLT 7/16" UNFx40	34	
26	P07220	UNF 7/16" PLAIN NUT	34	
27	P02602	WASHER FLAT M16	34	
28				
29				
30				
31				
32				
33				
34				
35				
36				
37				
38				
39				
40				
41				
42				
43				
44				
45				
46				
47				
48				
49				
50				



DESCRIPTION:
CULTIPRESS 4.6m RH LEVELLING BOARD COMPLETE


SIMBA © 2004

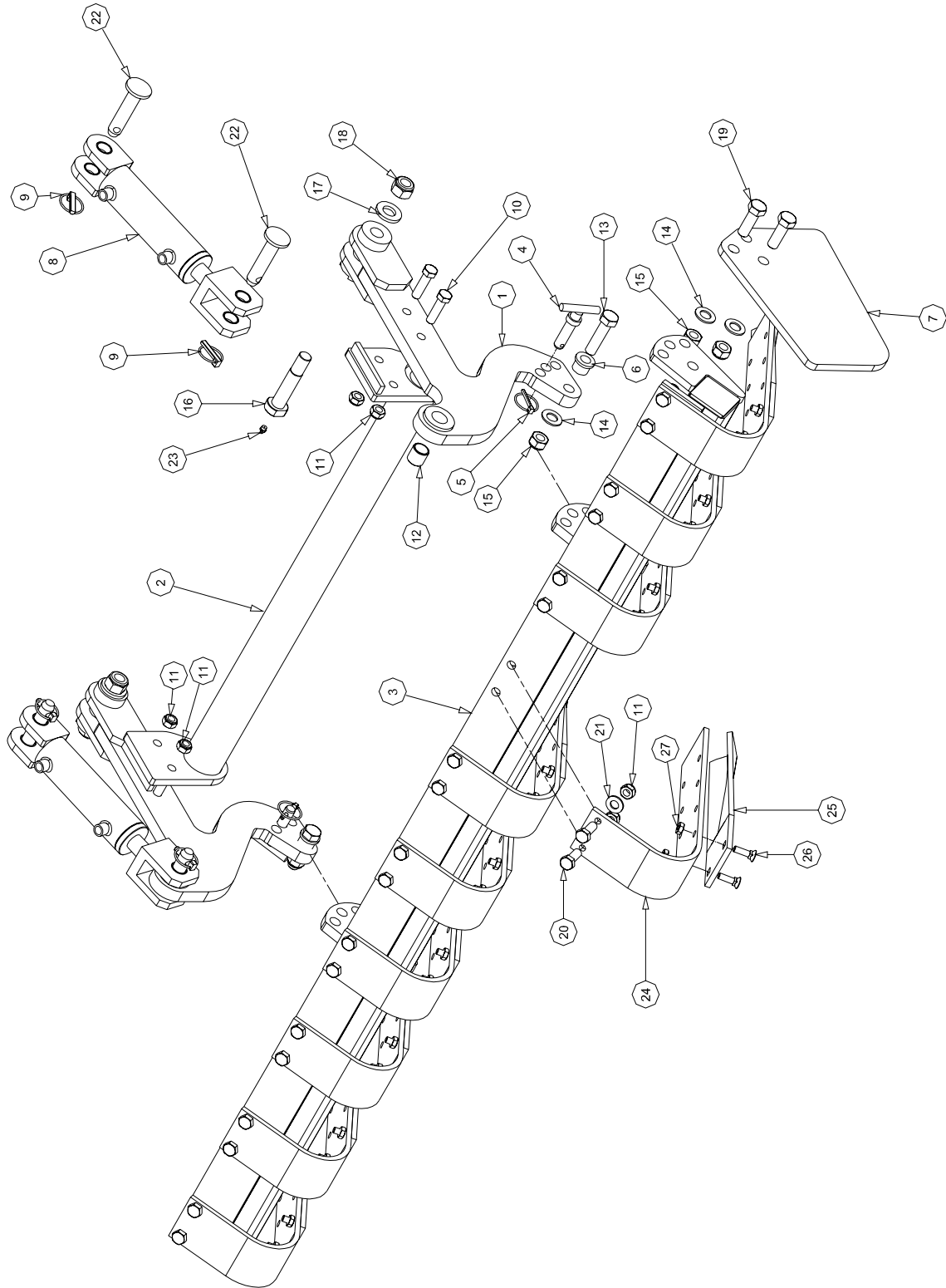
DRAWN:- AGD
DATE:- 14/09/2004

PART NO. FROM SERIAL NO. TO SERIAL NO.

ASSEMBLY
AS1757

ISSUE
A

AS1757		CULTIPRESS 4.6mRH LEVELLING BOARD		
ITEM	PART NO	DESCRIPTION	QTY	COMMENTS
1	P09201	LEVELLING BOARD ARM	2	
2	P09299	LEVELLING BOARD AXLE 4.6m	1	
3	P09207	RH SPRUNG LEVELLING BOARD	1	
4	P08013	CYLINDER - Ø63x130 - 32	2	
5	P07722	LEVELLING BOARD END PLATE	1	
6	P09202	TOP HAT BUSH	2	
7	P09203	LEVELLING BOARD PIN	2	
8	P02483	LYNCH PIN CAT 1	2	
9	P02484	LYNCH PIN CAT 2	4	
10	P01645	BUSH SPRUNG - Ø32xØ26x32	2	
11	P02603	WASHER FLAT M20	6	
12	P02009	NUT LOCK M20	4	
13	P03115	BOLT M20x60 GR. 8.8	2	
14	P00007	BOLT M16x40 GR. 8.8	20	
15	P02602	WASHER FLAT M16	20	
16	P02008	NUT LOCK M16	24	
17	P00407	BOLT M20x80 GR. 8.8	2	
18	P01274	PIN Ø25x115	4	
19	P00057	BOLT M16x60 GR. 8.8	4	
20	P09075	BOLT M24x125 GRS	2	
21	P02604	WASHER FLAT M24 Ø50	2	
22	P02010	NUT LOCK M24	2	
23	P00071	NIPPLE - GREASE	2	
24	P07834	SPRUNG LEAF	10	
25	P05749	L'BOARD S' LEAF - V TYPE EXTENSION	10	
26	P00806	BOLT 7/16" UNFx40	20	
27	P07220	UNF 7/16" PLAIN NUT	20	
28				
29				
30				
31				
32				
33				
34				
35				
36				
37				
38				
39				
40				
41				
42				
43				
44				
45				
46				
47				
48				
49				
50				



DESCRIPTION:
CULTIPRESS 4.6m LH LEVELLING BOARD COMPLETE


SIMBA © 2004

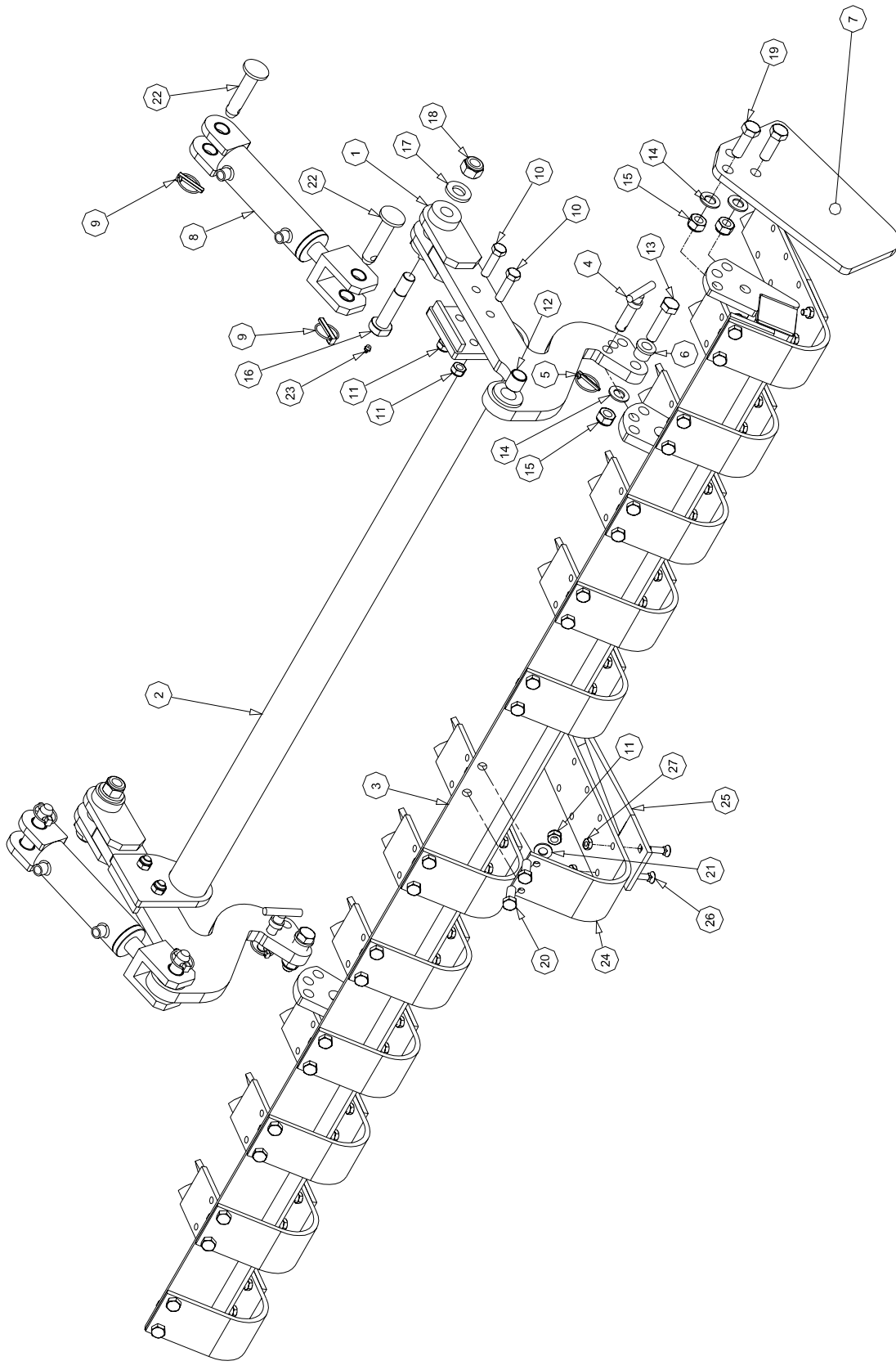
DRAWN:- AGD
DATE:- 14/09/2004

PART NO. FROM SERIAL NO. TO SERIAL NO.


ASSEMBLY
AS1758

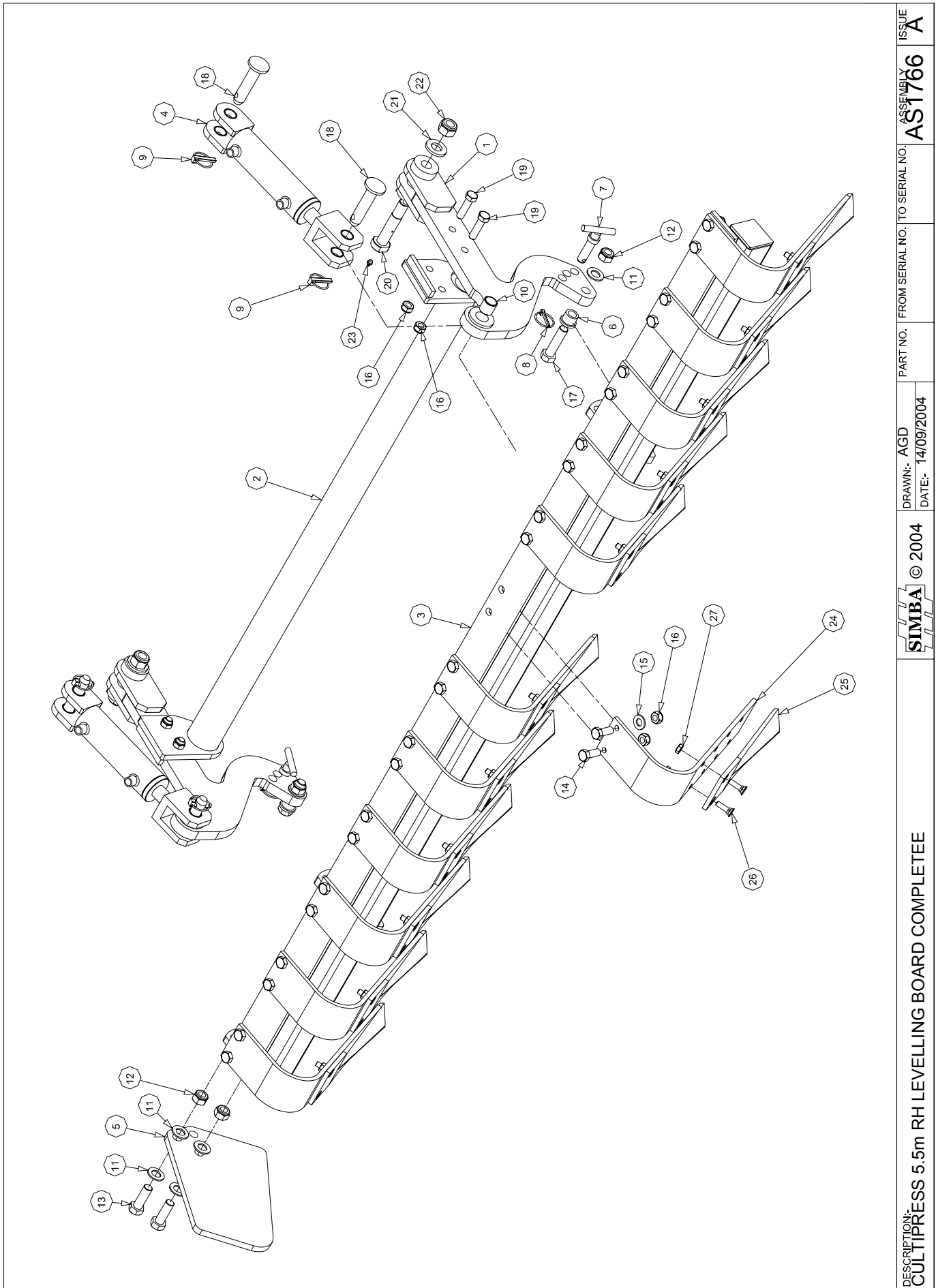
ISSUE
A

AS1758		CULTIPRESS 4.6m LH LEVELLING BOARD		
ITEM	PART NO	DESCRIPTION	QTY	COMMENTS
1	P09201	LEVELLING BOARD ARM	2	
2	P09299	LEVELLING BOARD AXLE 4.6m	1	
3	P09206	CULTIPRESS 4.6m LH SPRUNG LEVELLIN	1	
4	P09203	LEVELLING BOARD PIN	2	
5	P02483	LYNCH PIN CAT 1	2	
6	P09202	TOP HAT BUSH	2	
7	P07722	LEVELLING BOARD END PLATE	1	
8	P08013	CYLINDER - Ø63x130 - 32	2	
9	P02484	LYNCH PIN CAT 2	4	
10	P00057	BOLT M16x60 GR. 8.8	4	
11	P02008	NUT LOCK M16	24	
12	P01645	BUSH SPRUNG - Ø32xØ26x32	2	
13	P00407	BOLT M20x80 GR. 8.8	2	
14	P02603	WASHER FLAT M20	4	
15	P02009	NUT LOCK M20	4	
16	P09075	BOLT M24x125 GRS	2	
17	P02604	WASHER FLAT M24 Ø50	2	
18	P02010	NUT LOCK M24	2	
19	P03115	BOLT M20x60 GR. 8.8	2	
20	P00007	BOLT M16x40 GR. 8.8	20	
21	P02602	WASHER FLAT M16	20	
22	P01274	PIN Ø25x115	4	
23	P00071	NIPPLE - GREASE	2	
24	P12066	LEVELLING LEAF COMPLETE	10	
25	P07834	SPRUNG LEAF	10	
26	P05749	LEVELLING BOARD SPRUNG LEAF - V TY	10	
27	P00806	BOLT 7/16" UNFx40	20	
28	P07220	UNF 7/16" PLAIN NUT	20	
29				
30				
31				
32				
33				
34				
35				
36				
37				
38				
39				
40				
41				
42				
43				
44				
45				
46				
47				
48				
49				
50				



DESCRIPTION: CULTIPRESS 5.5m LH LEVELLING BOARD COMPLETE	© 2004	DRAWN:- AGD DATE:- 14/09/2004	PART NO. FROM SERIAL NO. TO SERIAL NO.	ASSEMBLY AS1765	ISSUE A

AS1765		CULTIPRESS 5.5m LH LEVELLING BOARD		
ITEM	PART NO	DESCRIPTION	QTY	COMMENTS
1	P09201	LEVELLING BOARD ARM	2	
2	P09298	LEVELLING BOARD AXLE 5.5m	1	
3	P09208	CULTIPRESS 5.5m LH SPRUNG LEVELLIN	1	
4	P09203	LEVELLING BOARD PIN	2	
5	P02483	LYNCH PIN CAT 1	2	
6	P09202	TOP HAT BUSH	2	
7	P07722	LEVELLING BOARD END PLATE	1	
8	P08013	CYLINDER - Ø63x130 - 32	2	
9	P02484	LYNCH PIN CAT 2	4	
10	P00057	BOLT M16x60 GR. 8.8	4	
11	P02008	NUT LOCK M16	28	
12	P01645	BUSH SPRUNG - Ø32xØ26x32	2	
13	P00407	BOLT M20x80 GR. 8.8	2	
14	P02603	WASHER FLAT M20	4	
15	P02009	NUT LOCK M20	4	
16	P09075	BOLT M24x125 GRS	2	
17	P02604	WASHER FLAT M24 Ø50	2	
18	P02010	NUT LOCK M24	2	
19	P03115	BOLT M20x60 GR. 8.8	2	
20	P00007	BOLT M16x40 GR. 8.8	24	
21	P02602	WASHER FLAT M16	24	
22	P01274	PIN Ø25x115	4	
23	P00071	NIPPLE - GREASE	2	
24	P07834	SPRUNG LEAF	12	
25	P05749	LEVELLING BOARD SPRUNG LEAF - V T Y	12	
26	P00806	BOLT 7/16" UNFx40	24	
27	P07220	UNF 7/16" PLAIN NUT	24	
28				
29				
30				
31				
32				
33				
34				
35				
36				
37				
38				
39				
40				
41				
42				
43				
44				
45				
46				
47				
48				
49				
50				



DESCRIPTION:
CULTIPRESS 5.5m RH LEVELLING BOARD COMPLETE


SIMBA © 2004

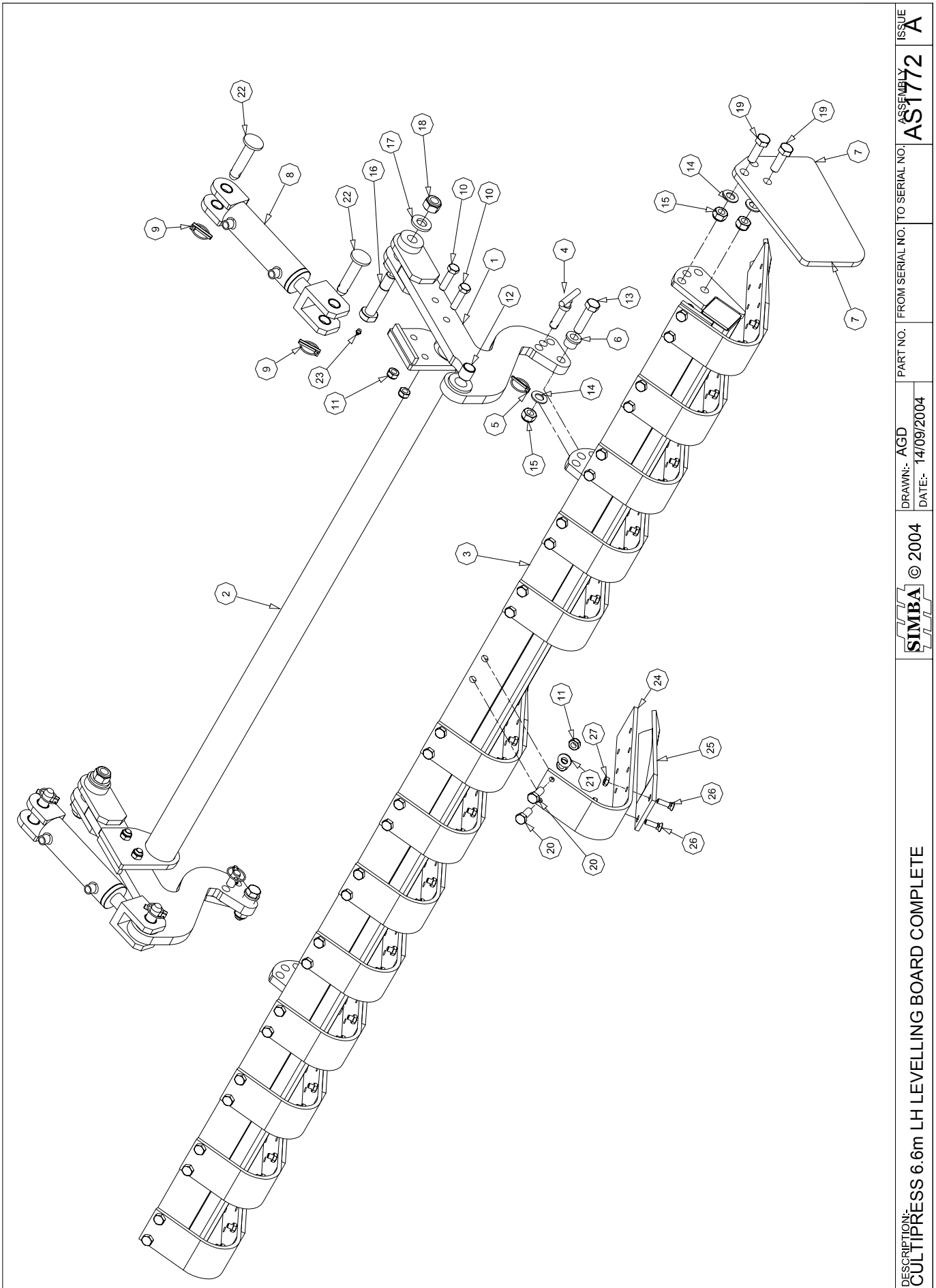
DRAWN:- AGD
DATE:- 14/09/2004

PART NO. FROM SERIAL NO. TO SERIAL NO.

ASSEMBLY
AS1766

ISSUE
A

AS1766		CULTIPRESS 5.5m RH LEVELLING BOARD		
ITEM	PART NO	DESCRIPTION	QTY	COMMENTS
1	P09201	LEVELLING BOARD ARM	2	
2	P09298	LEVELLING BOARD AXLE 5.5m	1	
3	P09209	5.5m RH S'LEVELLING BOARD	1	
4	P08013	CYLINDER - Ø63x130 - 32	2	
5	P07722	LEVELLING BOARD END PLATE	1	
6	P09202	TOP HAT BUSH	2	
7	P09203	LEVELLING BOARD PIN	2	
8	P02483	LYNCH PIN CAT 1	2	
9	P02484	LYNCH PIN CAT 2	4	
10	P01645	BUSH SPRUNG - Ø32xØ26x32	2	
11	P02603	WASHER FLAT M20	6	
12	P02009	NUT LOCK M20	4	
13	P03115	BOLT M20x60 GR. 8.8	2	
14	P00007	BOLT M16x40 GR. 8.8	24	
15	P02602	WASHER FLAT M16	24	
16	P02008	NUT LOCK M16	28	
17	P00407	BOLT M20x80 GR. 8.8	2	
18	P01274	PIN Ø25x115	4	
19	P00057	BOLT M16x60 GR. 8.8	4	
20	P09075	BOLT M24x125 GRS	2	
21	P02604	WASHER FLAT M24 Ø50	2	
22	P02010	NUT LOCK M24	2	
23	P00071	NIPPLE - GREASE	2	
24	P07834	SPRUNG LEAF	12	
25	P05749	L'BOARD S'LEAF - V TYPE EXTENSION	12	
26	P00806	BOLT 7/16" UNFx40	24	
27	P07220	UNF 7/16" PLAIN NUT	24	
28				
29				
30				
31				
32				
33				
34				
35				
36				
37				
38				
39				
40				
41				
42				
43				
44				
45				
46				
47				
48				
49				
50				



DESCRIPTION:
CULTIPRESS 6.6m LH LEVELLING BOARD COMPLETE


SIMBA © 2004

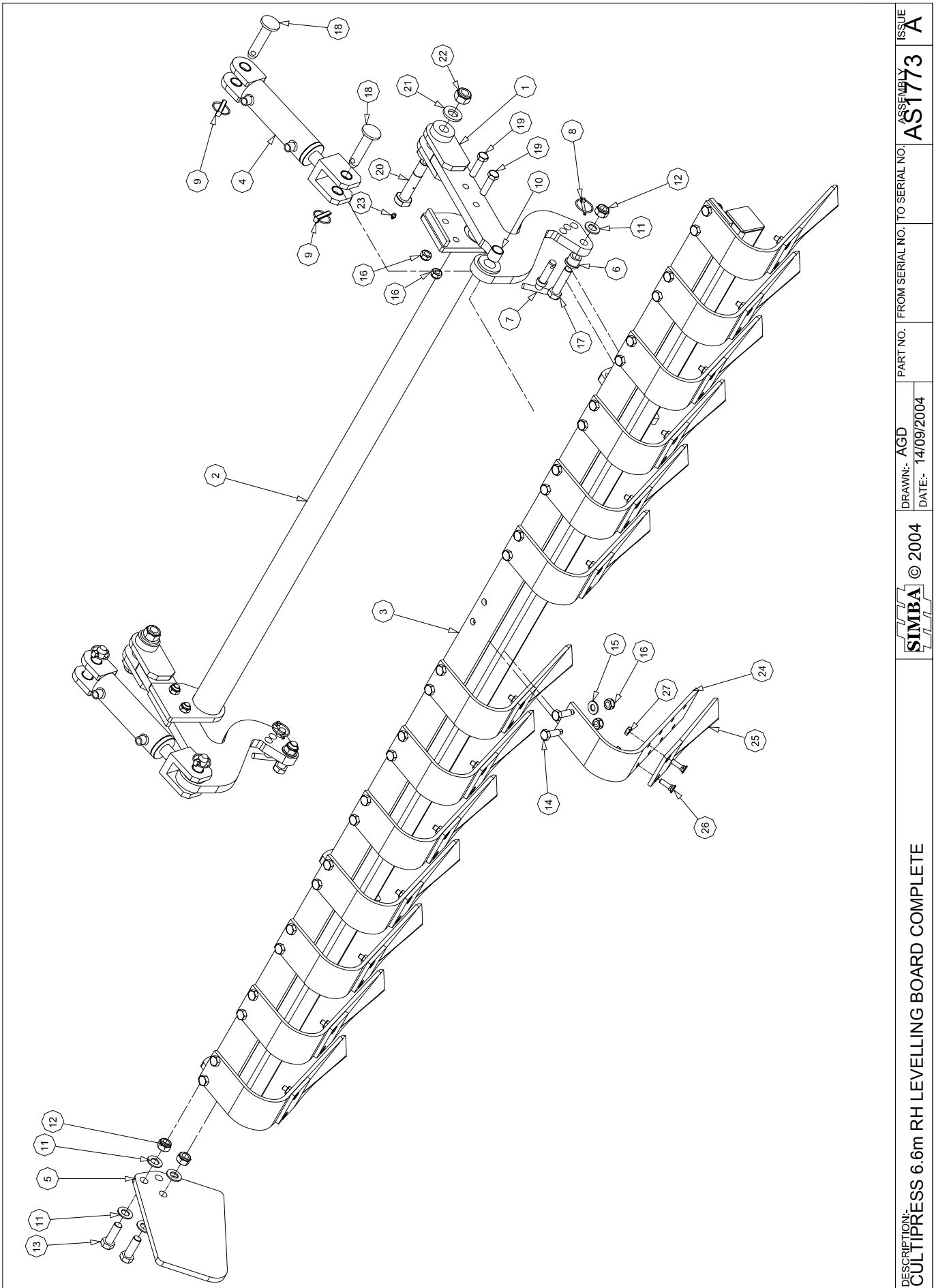
DRAWN:- AGD
DATE:- 14/09/2004

PART NO. FROM SERIAL NO. TO SERIAL NO.

AS1772

ISSUE
A

AS1772		CULTIPRESS 6.6m LH LEVELLING BOARD		
ITEM	PART NO	DESCRIPTION	QTY	COMMENTS
1	P09201	LEVELLING BOARD ARM	2	
2	P09297	LEVELLING BOARD AXLE 6.6m	1	
3	P09210	6.6m LH SPRUNG LEVELLING BOARD	1	
4	P09203	LEVELLING BOARD PIN	2	
5	P02483	LYNCH PIN CAT 1	2	
6	P09202	TOP HAT BUSH	2	
7	P07722	LEVELLING BOARD END PLATE	1	
8	P08013	CYLINDER - Ø63x130 - 32	2	
9	P02484	LYNCH PIN CAT 2	4	
10	P00057	BOLT M16x60 GR. 8.8	4	
11	P02008	NUT LOCK M16	32	
12	P01645	BUSH SPRUNG - Ø32xØ26x32	2	
13	P00407	BOLT M20x80 GR. 8.8	2	
14	P02603	WASHER FLAT M20	4	
15	P02009	NUT LOCK M20	4	
16	P09075	BOLT M24x125 GRS	2	
17	P02604	WASHER FLAT M24 Ø50	2	
18	P02010	NUT LOCK M24	2	
19	P03115	BOLT M20x60 GR. 8.8	2	
20	P00007	BOLT M16x40 GR. 8.8	28	
21	P02602	WASHER FLAT M16	28	
22	P01274	PIN Ø25x115	4	
23	P00071	NIPPLE - GREASE	2	
24	P07834	SPRUNG LEAF	14	
25	P05749	SPRUNG LEAF - V TYPRE EXTENSION	14	
26	P00806	BOLT 7/16" UNFx40	28	
27	P07220	UNF 7/16" PLAIN NUT	28	
28				
29				
30				
31				
32				
33				
34				
35				
36				
37				
38				
39				
40				
41				
42				
43				
44				
45				
46				
47				
48				
49				
50				



DESCRIPTION:
CULTIPRESS 6.6m RH LEVELLING BOARD COMPLETE


SIMBA © 2004

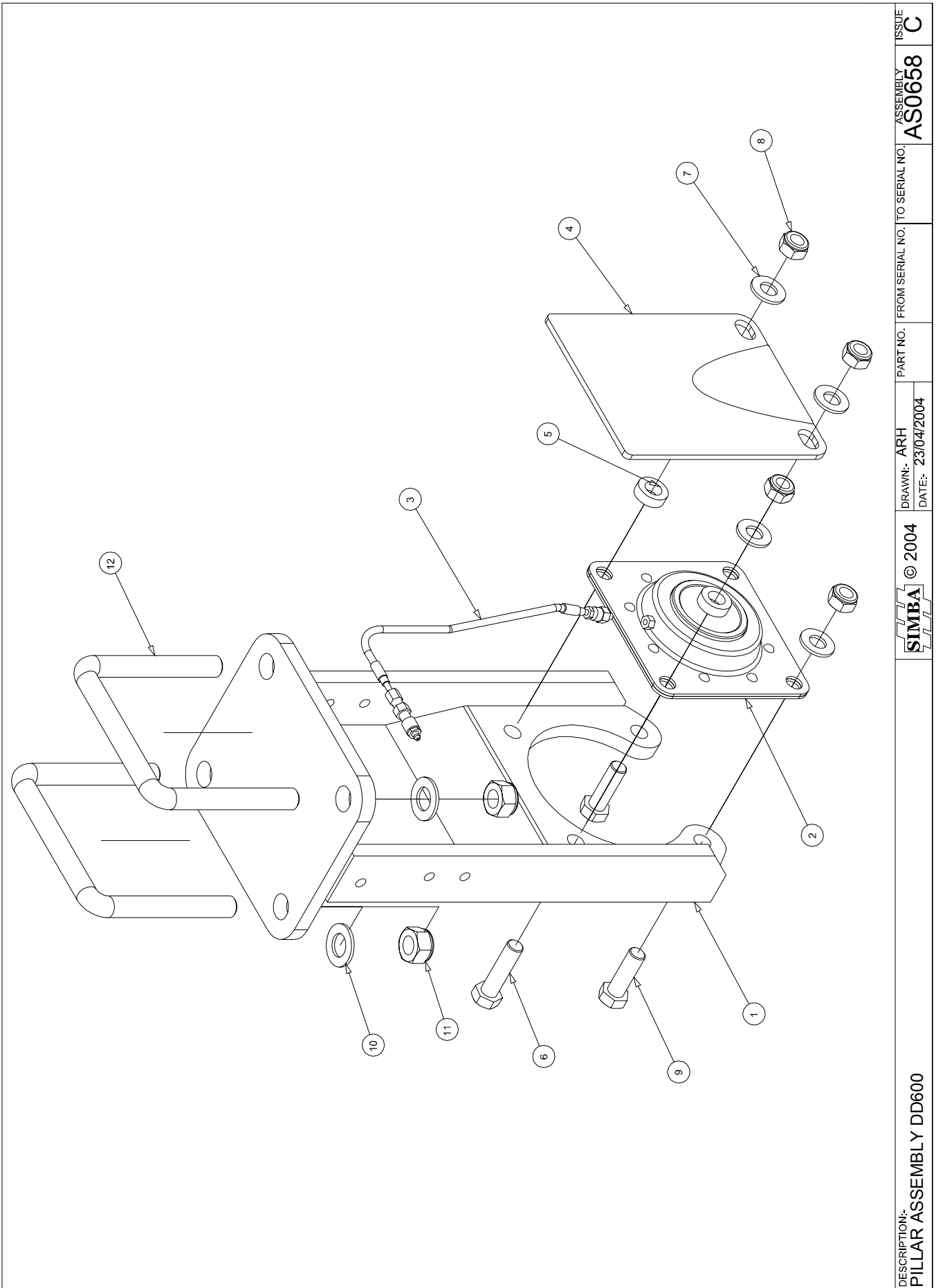
DRAWN:- AGD
DATE:- 14/09/2004

PART NO. FROM SERIAL NO. TO SERIAL NO.

AS1773

ISSUE
A

AS1773		CULTIPRESS 6.6m RH LEVELLING BOARD		
ITEM	PART NO	DESCRIPTION	QTY	COMMENTS
1	P09201	LEVELLING BOARD ARM	2	
2	P09297	LEVELLING BOARD AXLE 6.6m	1	
3	P09211	CULTIPRESS 6.6m RH SPRUNG LEVELLI	1	
4	P08013	CYLINDER - Ø63x130 - 32	2	
5	P07722	LEVELLING BOARD END PLATE	1	
6	P09202	TOP HAT BUSH	2	
7	P09203	LEVELLING BOARD PIN	2	
8	P02483	LYNCH PIN CAT 1	2	
9	P02484	LYNCH PIN CAT 2	4	
10	P01645	BUSH SPRUNG - Ø32xØ26x32	2	
11	P02603	WASHER FLAT M20	6	
12	P02009	NUT LOCK M20	4	
13	P03115	BOLT M20x60 GR. 8.8	2	
14	P00007	BOLT M16x40 GR. 8.8	28	
15	P02602	WASHER FLAT M16	28	
16	P02008	NUT LOCK M16	32	
17	P00407	BOLT M20x80 GR. 8.8	2	
18	P01274	PIN Ø25x115	4	
19	P00057	BOLT M16x60 GR. 8.8	4	
20	P09075	BOLT M24x125 GRS	2	
21	P02604	WASHER FLAT M24 Ø50	2	
22	P02010	NUT LOCK M24	2	
23	P00071	NIPPLE - GREASE	2	
24	P07834	SPRUNG LEAF	14	
25	P05749	LEVELLING BOARD SPRUNG LEAF - V T Y	14	
26	P00806	BOLT 7/16" UNFx40	28	
27	P07220	UNF 7/16" PLAIN NUT	28	
28				
29				
30				
31				
32				
33				
34				
35				
36				
37				
38				
39				
40				
41				
42				
43				
44				
45				
46				
47				
48				
49				
50				




DESCRIPTION:-
PILLAR ASSEMBLY DD600

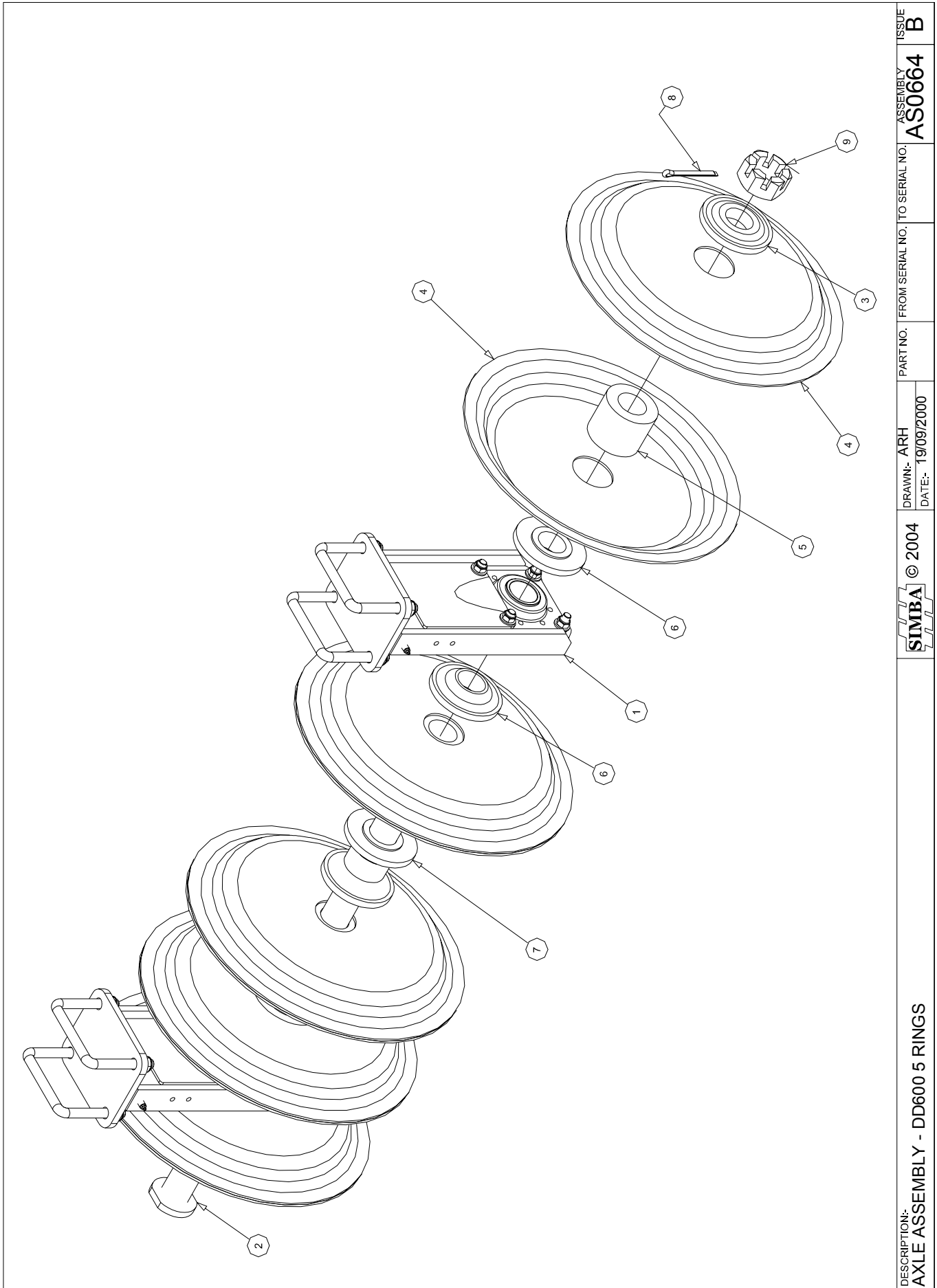
© 2004

DRAWN:- ARH
DATE:- 23/04/2004


PART NO. | FROM SERIAL NO. | TO SERIAL NO.


ASSEMBLY
AS0658
ISSUE
C

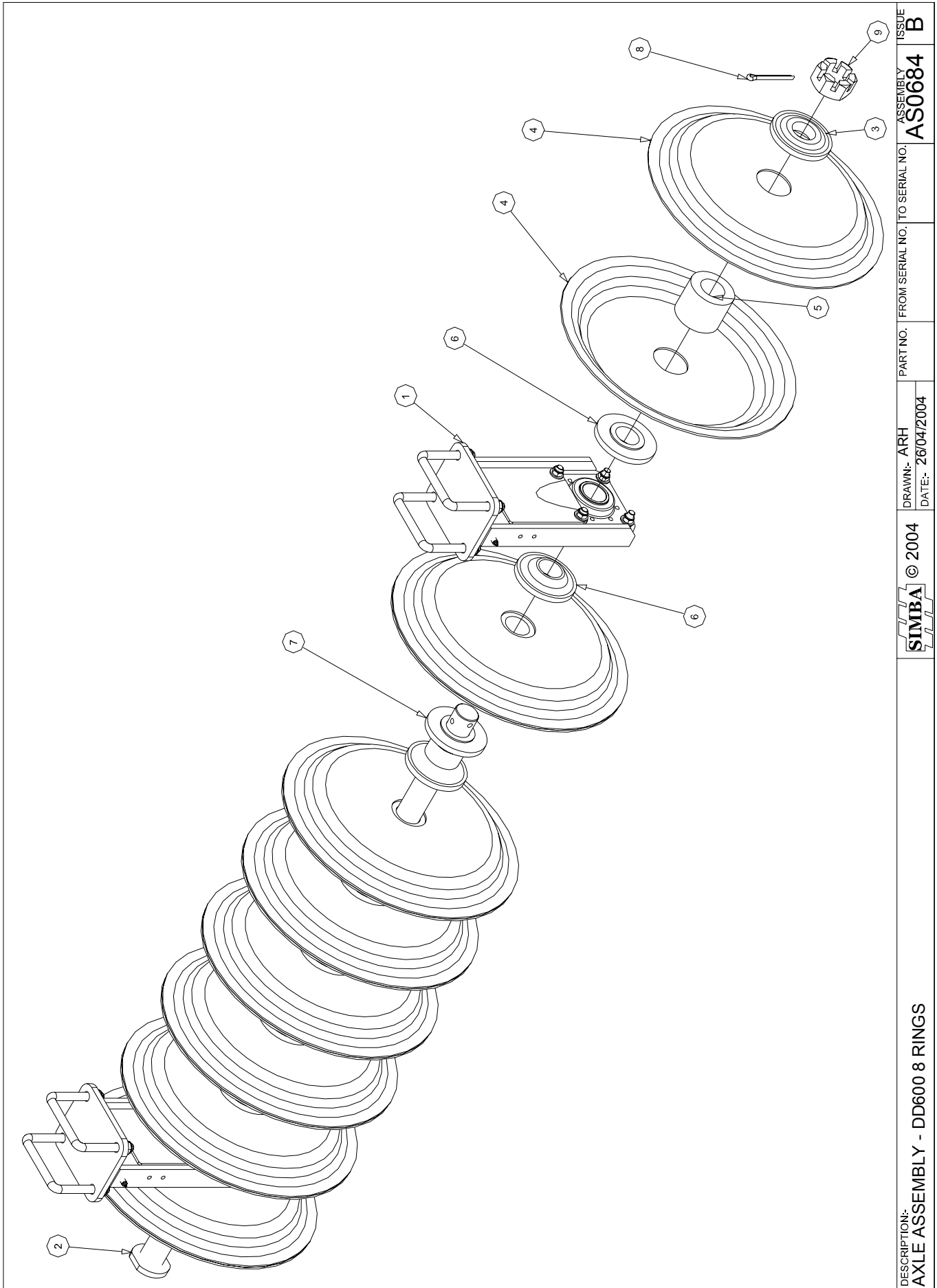
AS0658		PILLAR ASSEMBLY DD600 + 700		
ITEM	PART NO	DESCRIPTION	QTY	COMMENTS
1	P07696	PRESS ROLL PILLAR	1	
2	P05431	BEARING - PRESSED STEEL	1	
3	P08276	GREASE PIPE	1	
4	P08450	BEARING GUARD	1	
5	P08298	SPACER 10mm	2	
6	P00057	BOLT M16x60 GR. 8.8	2	
7	P02602	WASHER FLAT M16	4	
8	P02008	NUT LOCK M16	4	
9	P01704	BOLT M16x50 GR. 8.8	2	
10	P02603	WASHER FLAT M20	4	
11	P02009	NUT LOCK M20	4	
12	P01619	BOLT U M20 GR8.8 145x172	2	
13				
14				
15				
16				
17				
18				
19				
20				
21				
22				
23				
24				
25				
26				
27				
28				
29				
30				
31				
32				
33				
34				
35				
36				
37				
38				
39				
40				
41				
42				
43				
44				
45				
46				
47				
48				
49				
50				




DESCRIPTION: AXLE ASSEMBLY - DD600 5 RINGS	© 2004	DRAWN:- ARH DATE:- 19/09/2000	PART NO.	FROM SERIAL NO. TO SERIAL NO.	ASSEMBLY AS0664	ISSUE B
--	--------	----------------------------------	----------	-------------------------------	---------------------------	-------------------

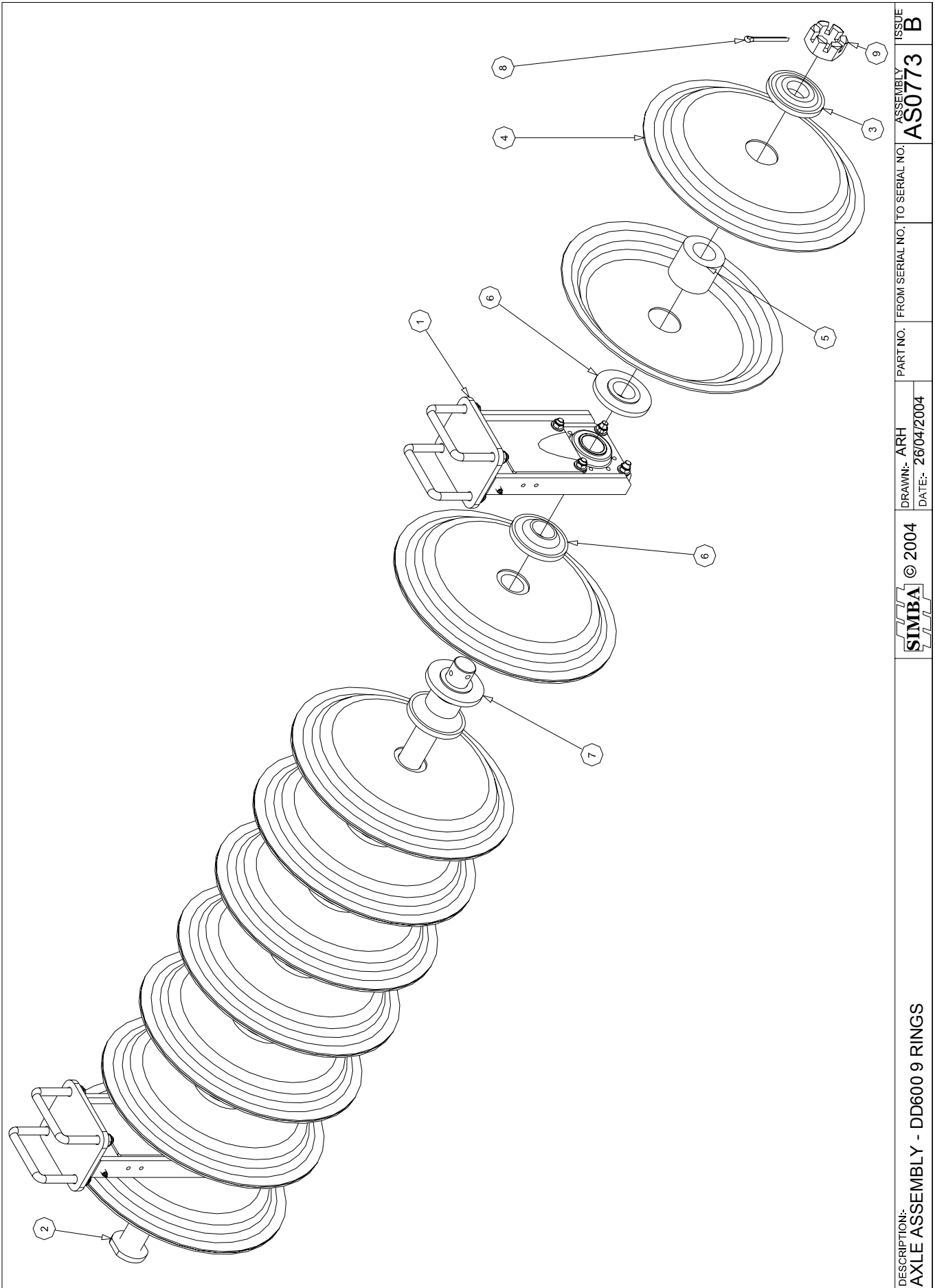
AS0664		AXLE ASSEMBLY DD600 5 RINGS		
ITEM	PART NO	DESCRIPTION	QTY	COMMENTS
1	AS0658	PILLAR ASSEMBLY DD600	2	
2	P07727	AXLE Ø60x1135	1	
3	P08190	DD 600 - NUT SPOOL	2	
4	P08192	DD 600 RING	10	
5	P08191	DD 600 - INTERNAL SPACER	5	
6	P08189	DD 600 - BEARING SPOOL	4	
7	P08188	DD 600 - SPOOL	2	
8	P02489	PIN SPLIT Ø10x100	1	
9	P01698	NUT CASTLE M60	1	
10				
11				
12				
13				
14				
15				
16				
17				
18				
19				
20				
21				
22				
23				
24				
25				
26				
27				
28				
29				
30				
31				
32				
33				
34				
35				
36				
37				
38				
39				
40				
41				
42				
43				
44				
45				
46				
47				
48				
49				
50				

AS0642		AXLE ASSEMBLY DD600 7 RINGS		
ITEM	PART NO	DESCRIPTION	QTY	COMMENTS
1	AS0658	PILLAR ASSEMBLY DD600	2	
2	P07729	AXLE Ø60x1623	1	
3	P08190	DD 600 - NUT SPOOL	2	
4	P08192	DD 600 RING	14	
5	P08191	DD 600 - INTERNAL SPACER	7	
6	P08189	DD 600 - BEARING SPOOL	4	
7	P08188	DD 600 - SPOOL	4	
8	P02489	PIN SPLIT Ø10x100	1	
9	P01698	NUT CASTLE M60	1	
10				
11				
12				
13				
14				
15				
16				
17				
18				
19				
20				
21				
22				
23				
24				
25				
26				
27				
28				
29				
30				
31				
32				
33				
34				
35				
36				
37				
38				
39				
40				
41				
42				
43				
44				
45				
46				
47				
48				
49				
50				




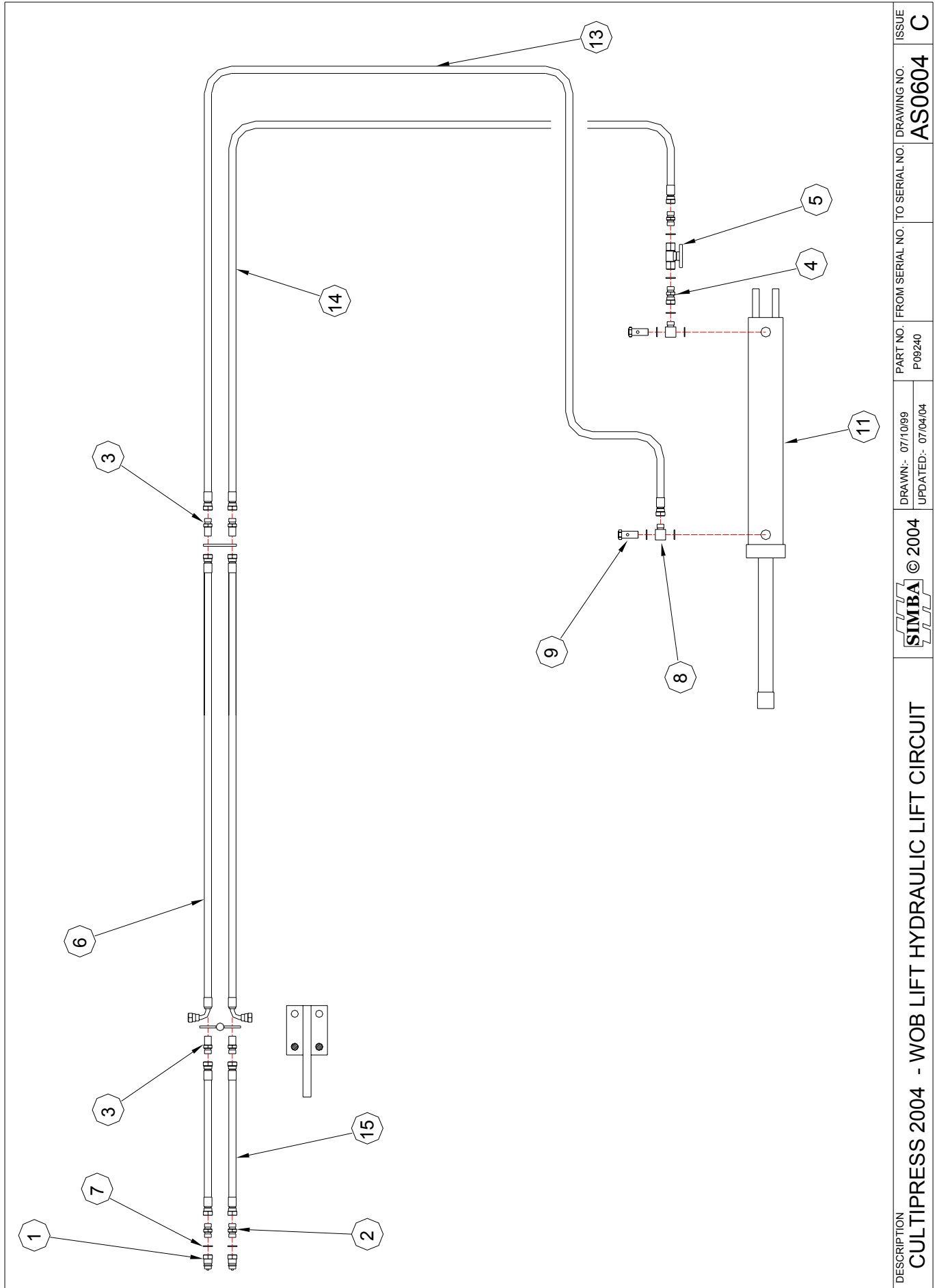
DESCRIPTION:- AXLE ASSEMBLY - DD600 8 RINGS	© 2004	DRAWN:- ARH DATE:- 26/04/2004	PART NO.	FROM SERIAL NO. TO SERIAL NO.	ASSEMBLY AS0684	ISSUE B
---	--------	----------------------------------	----------	-------------------------------	---------------------------	-------------------

AS0684		AXLE ASSEMBLY DD600 8 RINGS		
ITEM	PART NO	DESCRIPTION	QTY	COMMENTS
1	AS0658	PILLAR ASSEMBLY DD600	2	
2	P07730	AXLE Ø60x1837	1	
3	P08190	DD 600 - NUT SPOOL	2	
4	P08192	DD 600 RING	16	
5	P08191	DD 600 - INTERNAL SPACER	8	
6	P08189	DD 600 - BEARING SPOOL	4	
7	P08188	DD 600 - SPOOL	5	
8	P02489	PIN SPLIT Ø10x100	1	
9	P01698	NUT CASTLE M60	1	
10				
11				
12				
13				
14				
15				
16				
17				
18				
19				
20				
21				
22				
23				
24				
25				
26				
27				
28				
29				
30				
31				
32				
33				
34				
35				
36				
37				
38				
39				
40				
41				
42				
43				
44				
45				
46				
47				
48				
49				
50				




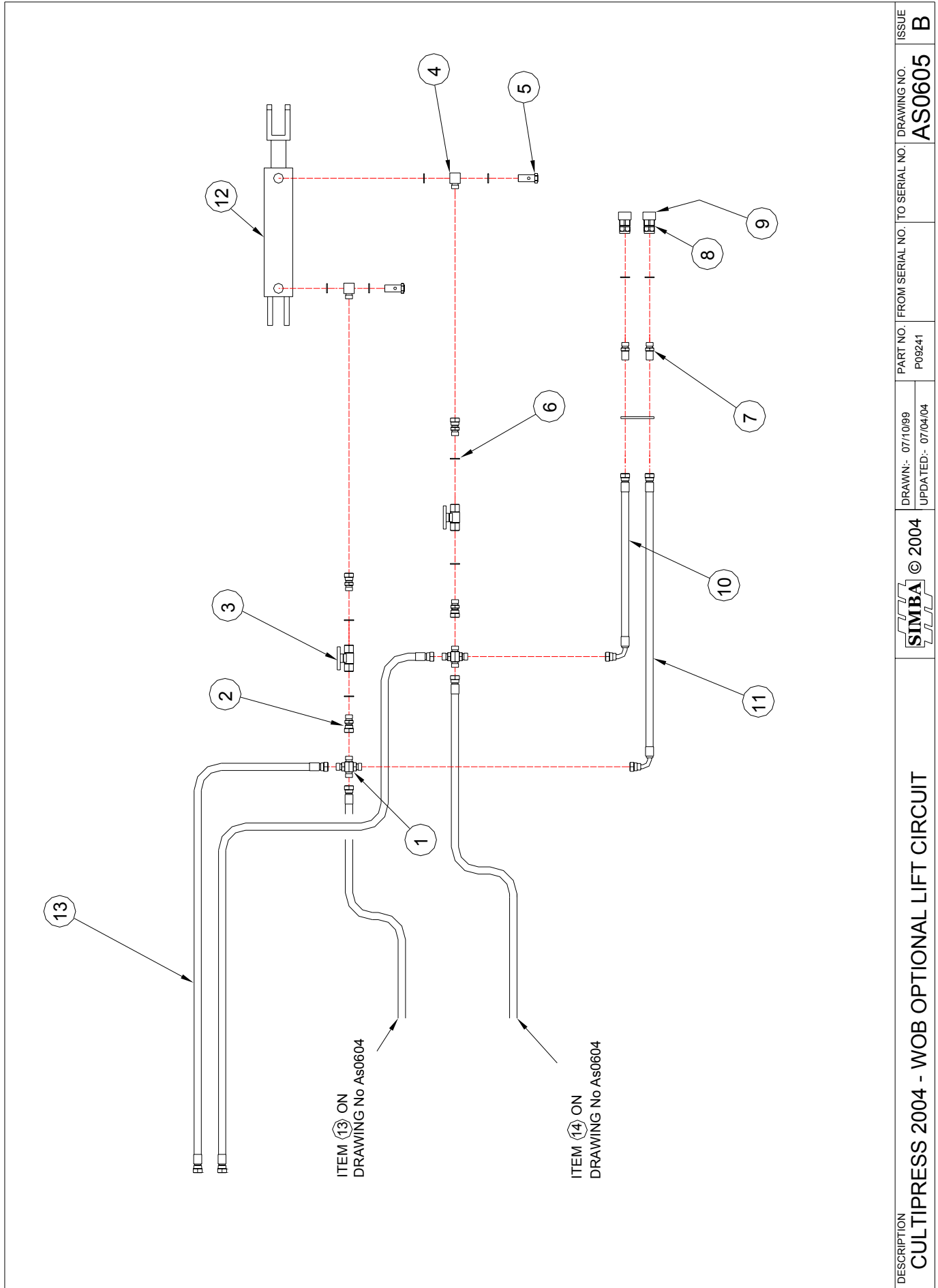
DESCRIPTION: AXLE ASSEMBLY - DD600 9 RINGS	DRAWN:- ARH DATE:- 26/04/2004	PART NO.	FROM SERIAL NO. TO SERIAL NO.	ASSEMBLY AS0773	ISSUE B
---	----------------------------------	----------	-------------------------------	---------------------------	-------------------

AS0773		AXLE ASSEMBLY DD600 9 RINGS		
ITEM	PART NO	DESCRIPTION	QTY	COMMENTS
1	AS0658	PILLAR ASSEMBLY DD600	2	
2	P07731	AXLE Ø60x2071	1	
3	P08190	DD 600 - NUT SPOOL	2	
4	P08192	DD 600 RING	18	
5	P08191	DD 600 - INTERNAL SPACER	9	
6	P08189	DD 600 - BEARING SPOOL	4	
7	P08188	DD 600 - SPOOL	6	
8	P02489	PIN SPLIT Ø10x100	1	
9	P01698	NUT CASTLE M60	1	
10				
11				
12				
13				
14				
15				
16				
17				
18				
19				
20				
21				
22				
23				
24				
25				
26				
27				
28				
29				
30				
31				
32				
33				
34				
35				
36				
37				
38				
39				
40				
41				
42				
43				
44				
45				
46				
47				
48				
49				
50				




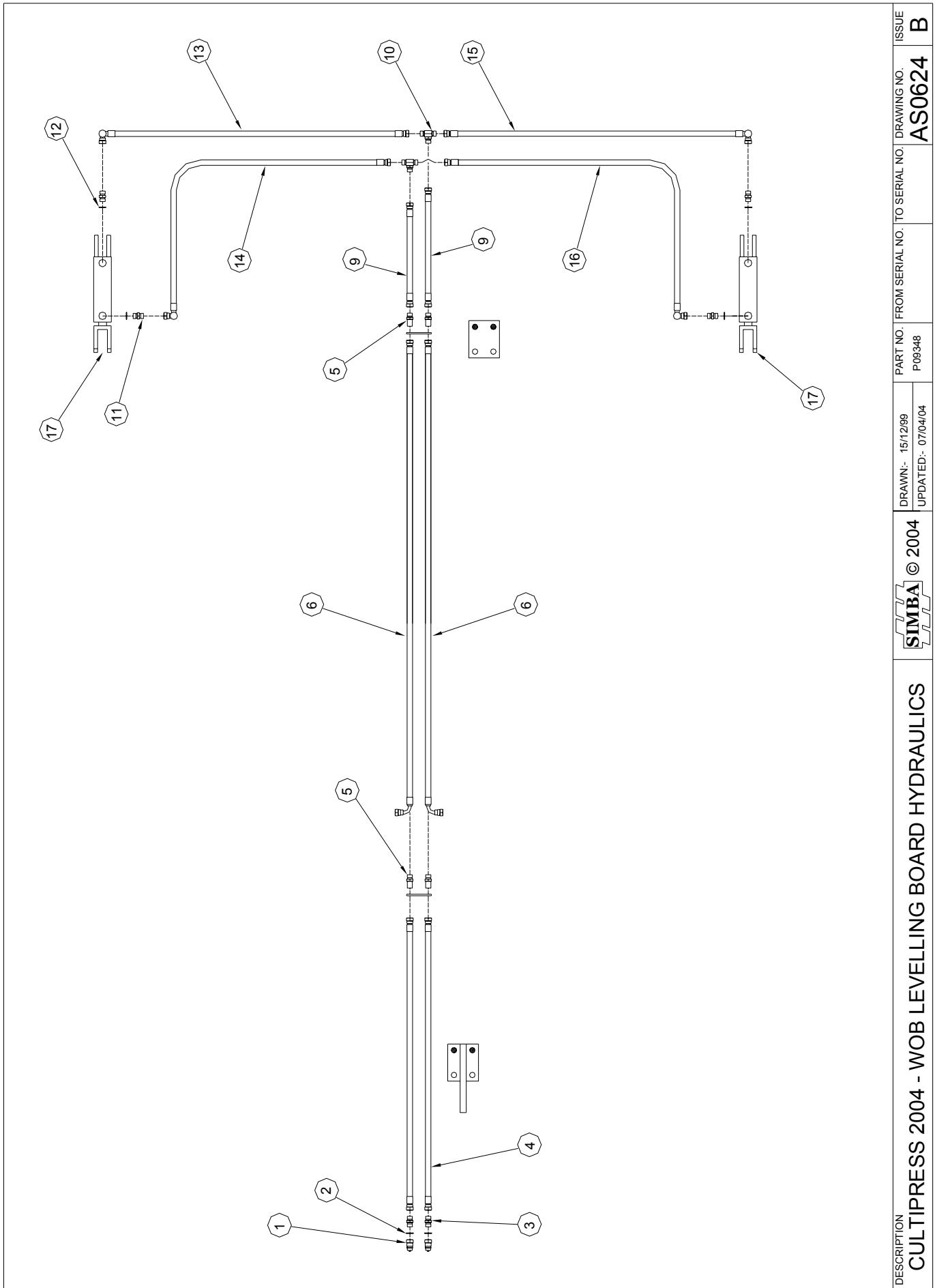
DESCRIPTION CULTIPRESS 2004 - WOB LIFT HYDRAULIC LIFT CIRCUIT	© 2004	DRAWN:- 07/10/99	PART NO. FROM SERIAL NO. TO SERIAL NO. DRAWING NO. ISSUE
		UPDATED:- 07/04/04	P 09240 AS0604 C

AS0604		CULTIPRESS 2004 WOB LIFT HYDRUALIC CIRCUIT		
ITEM	PART NO	DESCRIPTION	QTY	COMMENTS
1	P00205	QRC 1/2" BSP MALE	2	
2	P00203	M-M1/2"	3	
3	P02735	BULKHEAD 1/2"	4	
4	P00206	M-F1/2"	1	
5	P00774	TAP 1/2" BSP	1	
6	P12688	HA 1/2"x3420 90°	2	
7	P02263	DOWTY SEAL 1/2" BSP	9	
8	P00200	BANJO BLOCK 1/2" BSP	2	
9	P00201	BANJO BOLT 1/2" BSP	2	
10				
11	P02759	CYL - Ø3 3/4"x600 D/A	1	
12				
13	P08709	HA 1/2"x1440	1	
14	P00177	HA 1/2"x915	1	
15	P00181	HA 1/2"x2135	2	
16				
17				
18				
19				
20				
21				
22				
23				
24				
25				
26				
27				
28				
29				
30				
31				
32				
33				
34				
35				
36				
37				
38				
39				
40				
41				
42				
43				
44				
45				
46				
47				
48				
49				
50				




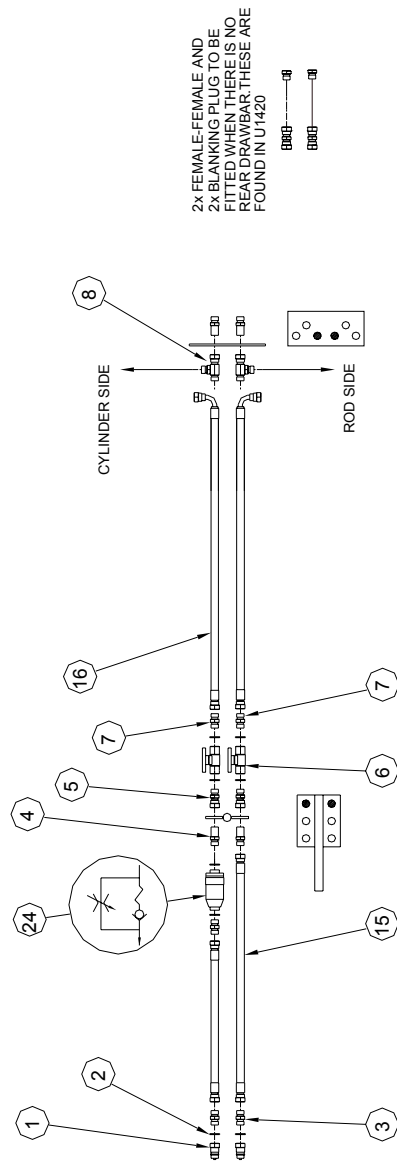
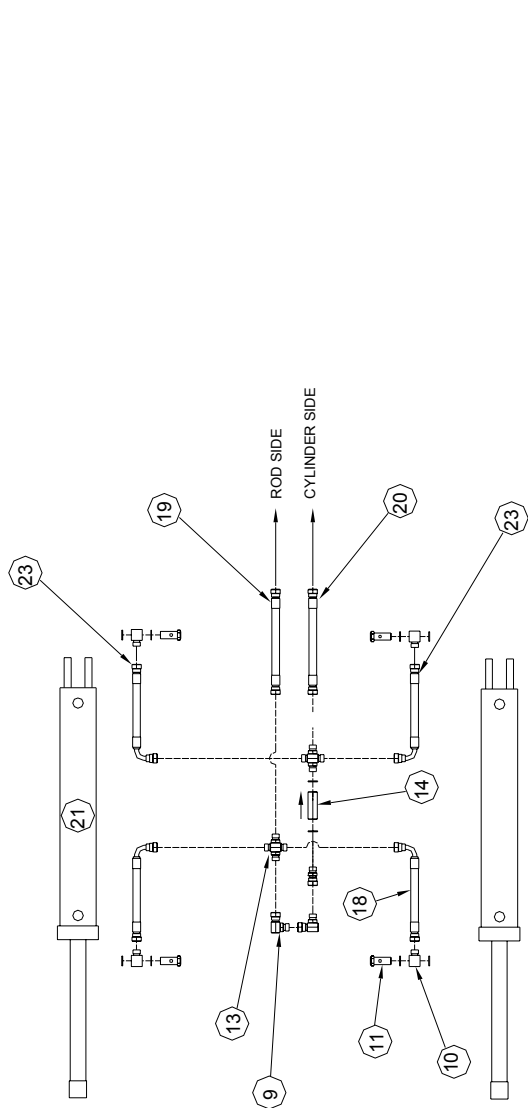
DESCRIPTION CULTIPRESS 2004 - WOB OPTIONAL LIFT CIRCUIT	© 2004	DRAWN:- 07/10/09	PART NO. P09241	FROM SERIAL NO.:	TO SERIAL NO.:	DRAWING NO. AS0605	ISSUE B
		UPDATED:- 07/04/04					

AS0605		CULTIPRESS 2004 WOB OPTIONAL LIFT CIRCUIT		
ITEM	PART NO	DESCRIPTION	QTY	COMMENTS
1	P00209	CROSS 1/2"	2	
2	P00206	M-F1/2"	4	
3	P00774	TAP 1/2" BSP	2	
4	P00200	BANJO BLOCK 1/2" BSP	2	
5	P00201	BANJO BOLT 1/2" BSP	2	
6	P02263	DOWTY SEAL 1/2" BSP	10	
7	P02735	BULKHEAD 1/2"	2	
8	P02730	QRC 1/2" BSP FEM	2	
9	P07941	PLUG - 1/2" PLASTIC	2	
10	P07976	HA 1/2"x540 90°	1	
11	P07945	HA 1/2"x800 90°	1	
12	P01913	CYL - Ø3"x250 D/A	1	
13	P00181	HA 1/2"x2135	2	
14				
15				
16				
17				
18				
19				
20				
21				
22				
23				
24				
25				
26				
27				
28				
29				
30				
31				
32				
33				
34				
35				
36				
37				
38				
39				
40				
41				
42				
43				
44				
45				
46				
47				
48				
49				
50				



DESCRIPTION	CULTIPRESS 2004 - WOB LEVELLING BOARD HYDRAULICS			DRAWING NO. AS0624	ISSUE B
	© 2004				
	DRAWN:- 15/12/99	PART NO. P09348	FROM SERIAL NO.	TO SERIAL NO.	
	UPDATED:- 07/04/04				


AS0624		CULTIPRESS 2004 WOB LEVEL BOARD HYDRAULICS		
ITEM	PART NO	DESCRIPTION	QTY	COMMENTS
1	P00205	QRC 1/2" BSP MALE	2	
2	P02263	DOWTY SEAL 1/2" BSP	2	
3	P00203	M-M1/2"	2	
4	P09343	HA 3/8"x2135 - 1/2"	2	
5	P09316	BULKHEAD 3/8"	4	
6	P12687	HA 3/8"x3420 90°	2	
7				
8				
9	P09346	HA 3/8"x1220	2	
10	P09318	T 3/8" MALE	2	
11	P09314	M-M3/8"	4	
12	P03687	DOWTY SEAL 3/8"	4	
13	P09347	HA 3/8"x650 90°	1	
14	P09324	HA 3/8"x830 90°	1	
15	P09329	HA 3/8"x1650 90°	1	
16	P09323	HA 3/8"x190 90°	1	
17	P08013	CYL - Ø63x130	2	
18				
19				
20				
21				
22				
23				
24				
25				
26				
27				
28				
29				
30				
31				
32				
33				
34				
35				
36				
37				
38				
39				
40				
41				
42				
43				
44				
45				
46				
47				
48				
49				
50				

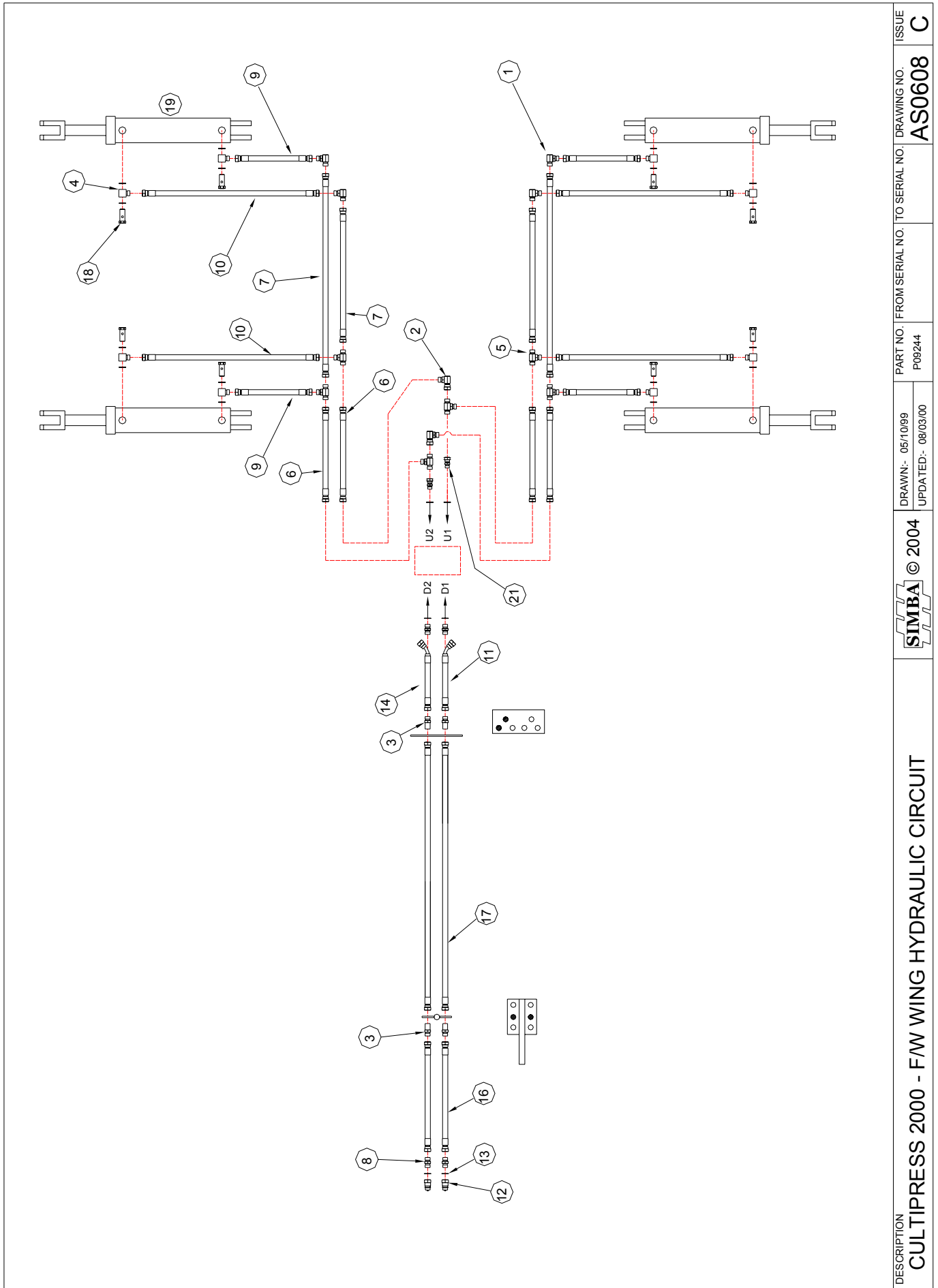


2x FEMALE-FEMALE AND
2x BLANKING PLUG TO BE
FITTED WHEN THERE IS NO
REAR DRAWBAR, THESE ARE
FOUND IN U1420




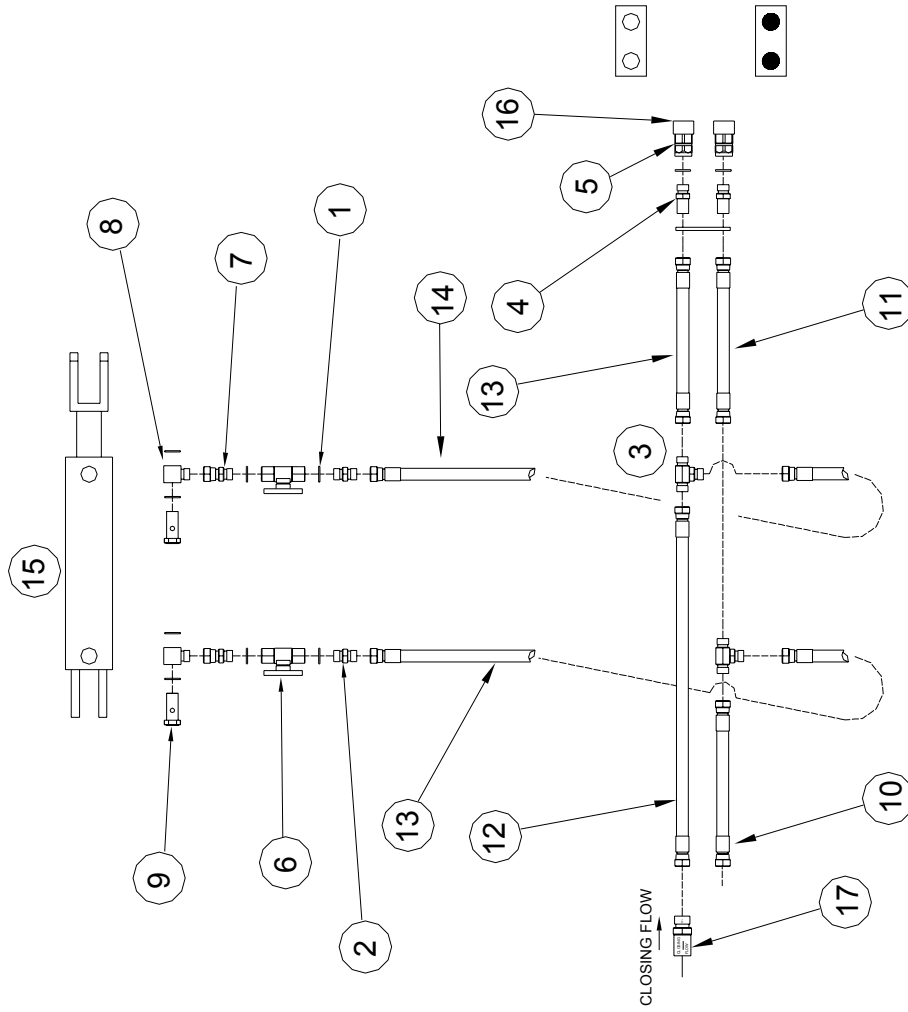
DESCRIPTION CULTIPRESS-2000 F/W LIFT HYDRAULIC CIRCUIT	© 2004	DRAWN:- 09/12/99	PART NO. P09242	FROM SERIAL NO.	TO SERIAL NO.	DRAWING NO. AS0606	ISSUE C
		UPDATED:- 19/03/2004					

AS0606		F/W LIFT HYDRAULIC CIRCUIT		
ITEM	PART NO	DESCRIPTION	QTY	COMMENTS
1	P00205	QRC 1/2" BSP MALE	2	
2	P02263	DOWTY SEAL 1/2" BSP	16	
3	P00203	M-M1/2"	2	
4	P02735	BULKHEAD 1/2"	4	
5	P00206	M-F1/2"	3	
6	P00774	TAP 1/2" BSP	2	
7	P03236	M-M 1/2" REST	2	
8	P06216	T 1/2" BSP SFOR	2	
9	P02734	ELBOW M-F1/2" 90° COM	2	
10	P00200	BANJO BLOCK 1/2" BSP	4	
11	P00201	BANJO BOLT 1/2" BSP	4	
12				
13	P00209	CROSS 1/2"	2	
14	P03061	CHECK VALVE 1/2"BSP	1	
15	P00181	HA 1/2"x2135	2	
16	P12652	HA 1/2"x2900 R9R	2	
17				
18	P08146	HA 1/2"x190 90°	2	
19	P06269	HA 1/2"x510	1	
20	P09334	HA 1/2"x380 R9R	1	
21	P02759	CYL - Ø3 3/4"x600 D/A	2	
22				
23	P09269	HA 1/2"x190 90° R9R	2	
24	P07556	FLOW VALVE 1/2"BSP	1	
25				
26				
27				
28				
29				
30				
31				
32				
33				
34				
35				
36				
37				
38				
39				
40				
41				
42				
43				
44				
45				
46				
47				
48				
49				
50				




DESCRIPTION CULTIPRESS 2000 - FW WING HYDRAULIC CIRCUIT	© 2004	DRAWN:- 05/10/99 UPDATED:- 08/03/00	PART NO. FROM SERIAL NO. TO SERIAL NO. P09244	DRAWING NO. AS0608	ISSUE C

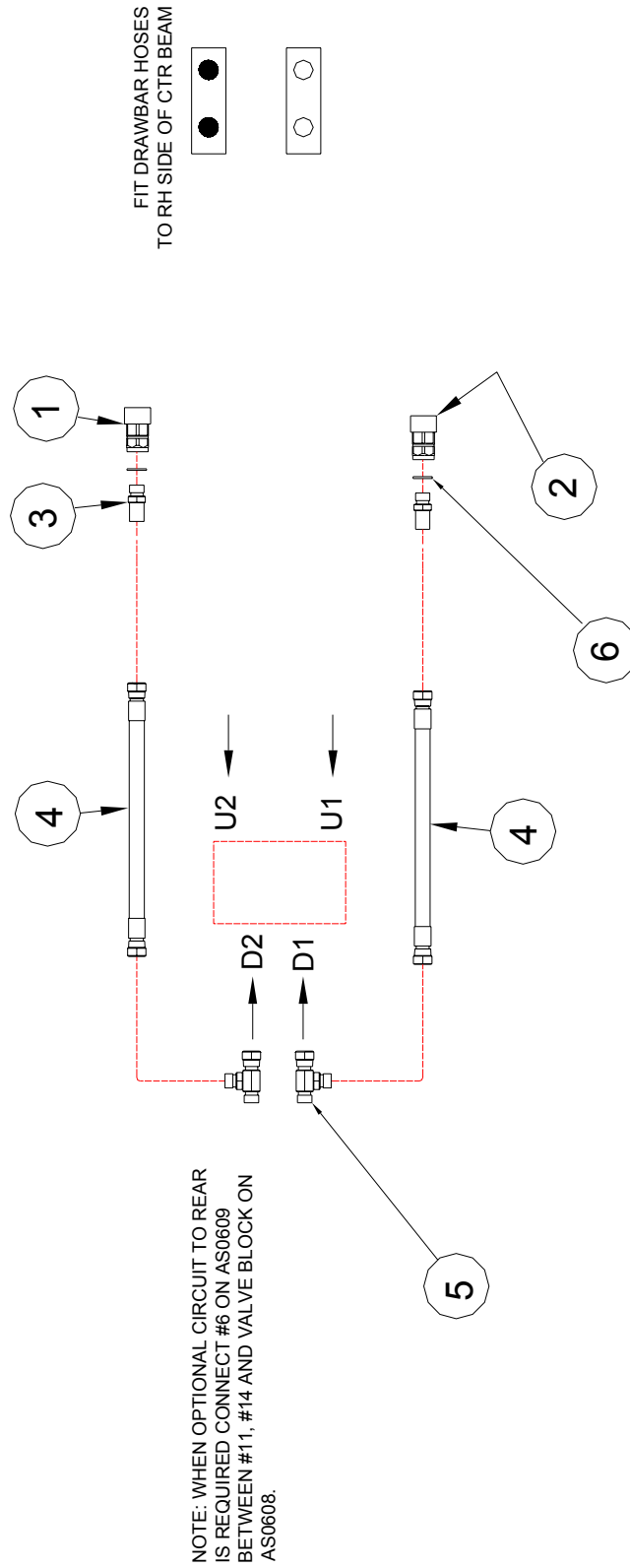
AS0608		F/W WING HYDRAULIC CIRCUIT		
ITEM	PART NO	DESCRIPTION	QTY	COMMENTS
1	P02732	ELBOW M-M1/2" 90°	4	
2	P02734	ELBOW M-F1/2" 90° COM	2	
3	P02735	BULKHEAD 1/2"	4	
4	P00200	BANJO BLOCK 1/2" BSP	8	
5	P00204	T 1/2" BSP	6	
6	P08702	HA 1/2"x490	4	
7	P08701	HA 1/2"x490	4	
8	P00203	M-M1/2"	4	
9	P08700	HA 1/2"x470	4	
10	P08699	HA 1/2"x870	4	
11	P09524	HA 1/2"x625 45°	1	
12	P00205	QRC 1/2" BSP MALE	2	
13	P02263	DOWTY SEAL 1/2" BSP	22	
14	P09525	HA 1/2"x645 45°	1	
16	P00181	HA 1/2"x2135	2	
17	P12653	HA 1/2"x2710	2	
18	P00201	BANJO BOLT 1/2" BSP	8	
19	P00164	CYL - Ø3 3/4"x400 D/A	4	
20				
21	P00206	M-F1/2"	2	
22				
23				
24				
25				
26				
27				
28				
29				
30				
31				
32				
33				
34				
35				
36				
37				
38				
39				
40				
41				
42				
43				
44				
45				
46				
47				
48				
49				
50				



FITTED TO LH FACE OF CTR BEAM

DESCRIPTION CULTIPRESS 2000- F/W OPTIONAL LIFT HYDRAULIC CIRCUIT	SIMBA © 2004	DRAWN:- 09/12/99	PART NO. FROM SERIAL NO. TO SERIAL NO.	DRAWING NO. AS0607	ISSUE B
		UPDATED:- 19/03/04			

AS0607		F/W OPTIONAL LIFT HYDRAULIC CIRCUIT		
ITEM	PART NO	DESCRIPTION	QTY	COMMENTS
1	P02263	DOWTY SEAL 1/2" BSP	10	
2	P00203	M-M1/2"	2	
3	P00204	T 1/2" BSP	2	
4	P02735	BULKHEAD 1/2"	2	
5	P02730	QRC 1/2" BSP FEM	2	
6	P00774	TAP 1/2" BSP	2	
7	P00206	M-F1/2"	2	
8	P00200	BANJO BLOCK 1/2" BSP	2	
9	P00201	BANJO BOLT 1/2" BSP	2	
10	P09310	HA 1/2"x2360	1	
11	P00176	HA 1/2"x610	1	
12	P09311	HA 1/2"x2640	1	
13	P07959	HA 1/2"x305	2	
14	P08693	HA 1/2"x430	1	
15	P01913	CYL - Ø3"x250 D/A	1	
16	P07941	PLUG - 1/2" PLASTIC	2	
17	P07749	SAFETY FUSE VALVE	1	
18				
19				
20				
21				
22				
23				
24				
25				
26				
27				
28				
29				
30				
31				
32				
33				
34				
35				
36				
37				
38				
39				
40				
41				
42				
43				
44				
45				
46				
47				
48				
49				
50				




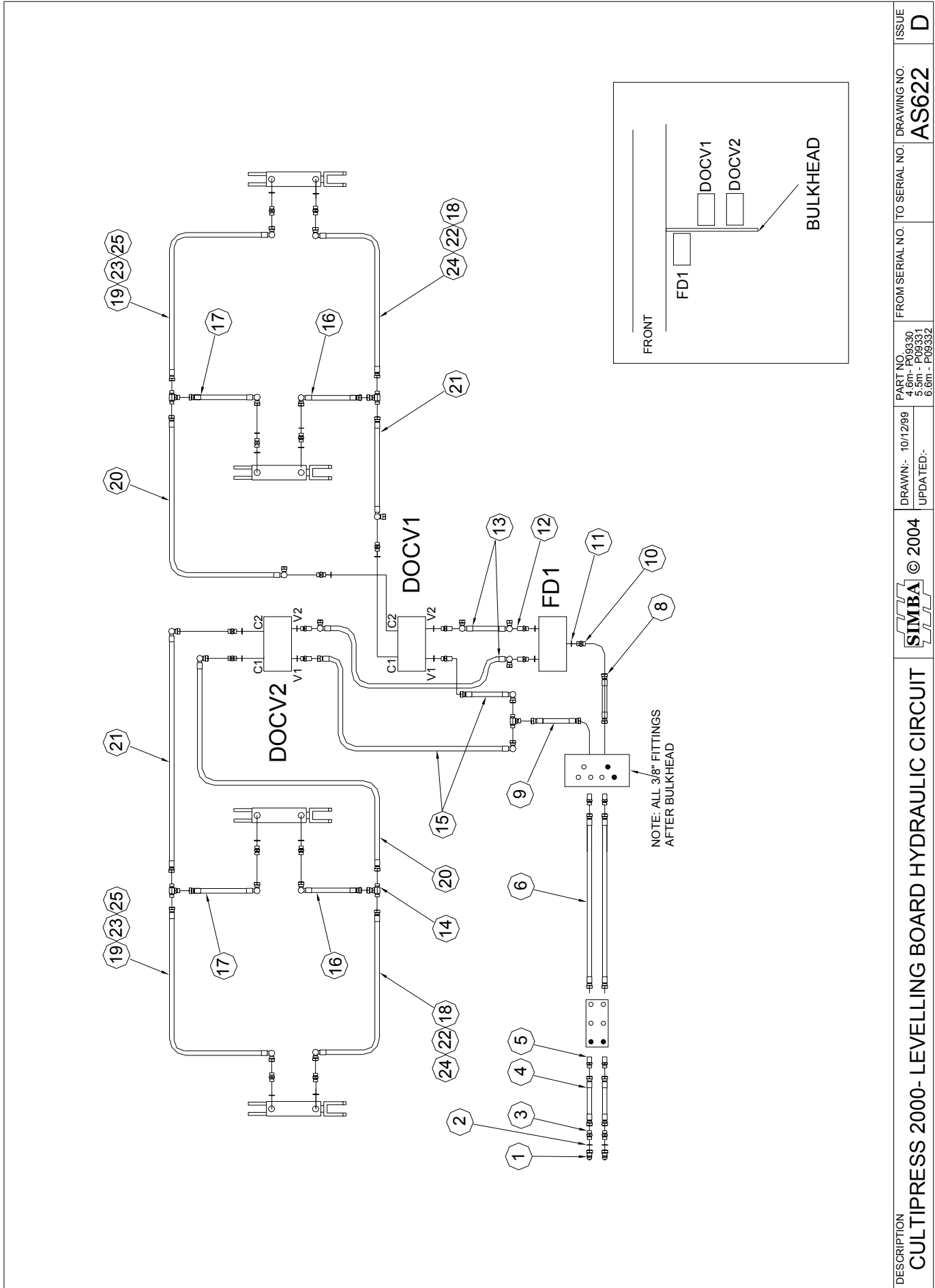
NOTE: WHEN OPTIONAL CIRCUIT TO REAR IS REQUIRED CONNECT #6 ON AS0609 BETWEEN #11, #14 AND VALVE BLOCK ON AS0608.

FIT DRAWBAR HOSES TO RH SIDE OF CTR BEAM


DESCRIPTION CULTIPRESS 2000 - F/W OPTIONAL WING HYDRAULIC CIRCUIT	SIMBA © 2004	DRAWN:- 06/10/99	PART NO. P09245	FROM SERIAL NO.	TO SERIAL NO.	DRAWING NO. AS0609	ISSUE C
		UPDATED:- 08/03/00					



AS0609		F/W OPTIONAL WING HYDRAULIC CIRCUIT		
ITEM	PART NO	DESCRIPTION	QTY	COMMENTS
1	P02730	QRC 1/2" BSP FEM	2	
2	P07941	PLUG - 1/2" PLASTIC	2	
3	P02735	BULKHEAD 1/2"	2	
4	P00183	HA 1/2"x2743	2	
5	P06216	T 1/2" BSP SFOR	2	
6	P02263	DOWTY SEAL 1/2" BSP	2	
7				
8				
9				
10				
11				
12				
13				
14				
15				
16				
17				
18				
19				
20				
21				
22				
23				
24				
25				
26				
27				
28				
29				
30				
31				
32				
33				
34				
35				
36				
37				
38				
39				
40				
41				
42				
43				
44				
45				
46				
47				
48				
49				
50				



DESCRIPTION CULTIPRESS 2000- LEVELLING BOARD HYDRAULIC CIRCUIT	© 2004	DRAWN:- 10/12/99	PART NO. P08330 4.5M - P08331 6.5M - P08332	FROM SERIAL NO. TO SERIAL NO.	DRAWING NO. AS622	ISSUE D
		UPDATED:-				

AS0622		LEVELLING BOARD HYDRAULIC CIRCUIT			
ITEM	PART NO	DESCRIPTION	QTY	COMMENTS	
1	P00205	QRC 1/2" BSP MALE	2		
2	P02263	DOWTY SEAL 1/2" BSP	2		
3	P00203	M-M1/2"	2		
4	P00181	HA 1/2"x2135	2		
5	P02735	BULKHEAD 1/2"	4		
6	P12653	HA 1/2"x2710	2		
7					
8	P09312	HA 3/8"x2000 1/2"x1	1		
9	P09523	HA 3/8"x1740 1/2" x1	1		
10	P09314	M-M3/8"	13		
11	P03687	DOWTY SEAL 3/8"	19		
12	P09316	BULKHEAD 3/8"	6		
13	P09317	HA 3/8"x305 90° x2	2		
14	P09318	T 3/8" MALE	5		
15	P09522	HA 3/8"x115 90°	2		
16	P09320	HA 3/8"x500 90°	2	6.6m	
17	P09321	HA 3/8"x280 90°	2	6.6m	
18	P09322	HA 3/8"x2010 90°	2	6.6m	
19	P09323	HA 3/8"x1900 90°	2	6.6m	
20	P09324	HA 3/8"x830 90°	2	5.5/4.6m	
21	P09325	HA 3/8"x900 90°	2	5.5/4.6m	
22	P09580	HA 3/8"x1450 90°	2	4.6m	
23	P09581	HA 3/8"x1250 90°	2	4.6m	
24	P09328	HA 3/8"x1760 90°	2	5.5m	
25	P09329	HA 3/8"x1650 90°	2	5.5m	
26					
27					
28					
29					
30					
31					
32					
33					
34					
35					
36					
37					
38					
39					
40					
41					
42					
43					
44					
45					
46					
47					
48					
49					
50					

